

HEALTH CARE'S CLIMATE FOOTPRINT

HOW THE HEALTH SECTOR CONTRIBUTES TO THE GLOBAL CLIMATE CRISIS AND OPPORTUNITIES FOR ACTION



Appendix C Health Care Emissions National Snapshots



ARUP

Health Care Without Harm
Climate-smart health care series
Green Paper Number One

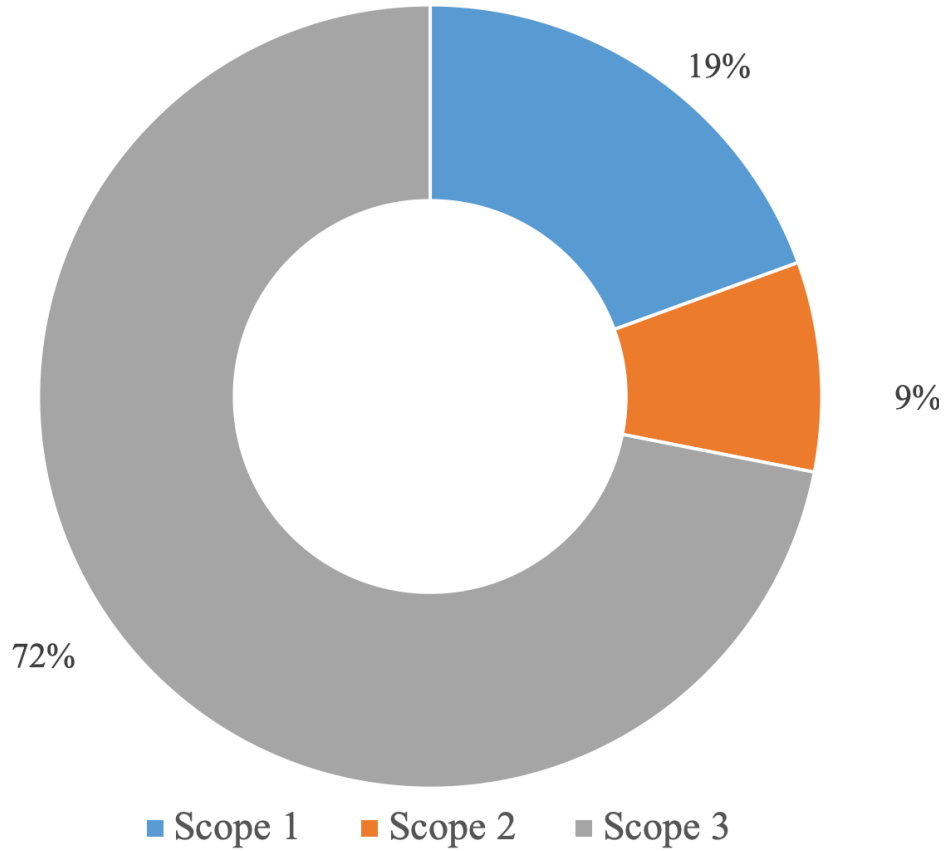
Produced in collaboration with Arup
September 2019

Appendix C – Health Care Emissions National Snapshots

Table of Contents

AUSTRALIA	2	GERMANY	17	POLAND	32
AUSTRIA	3	GREECE	18	PORTUGAL	33
BELGIUM	4	HUNGARY	19	ROMANIA	34
BRAZIL	5	INDIA	20	RUSSIAN FEDERATION	35
BULGARIA	6	INDONESIA	21	SLOVAK REPUBLIC	36
CANADA	7	IRELAND	22	SLOVENIA	37
CHINA	8	ITALY	23	SOUTH KOREA	38
CROATIA	9	JAPAN	24	SPAIN	39
CYPRUS	10	LATVIA	25	SWEDEN	40
CZECH REPUBLIC	11	LITHUANIA	26	SWITZERLAND	41
DENMARK	12	LUXEMBOURG	27	TAIWAN	42
ESTONIA	13	MALTA	28	TURKEY	43
EUROPEAN UNION	14	MEXICO	29	UNITED KINGDOM	44
FINLAND	15	NETHERLANDS	30	UNITED STATES	45
FRANCE	16	NORWAY	31	<i>REFERENCES</i>	46

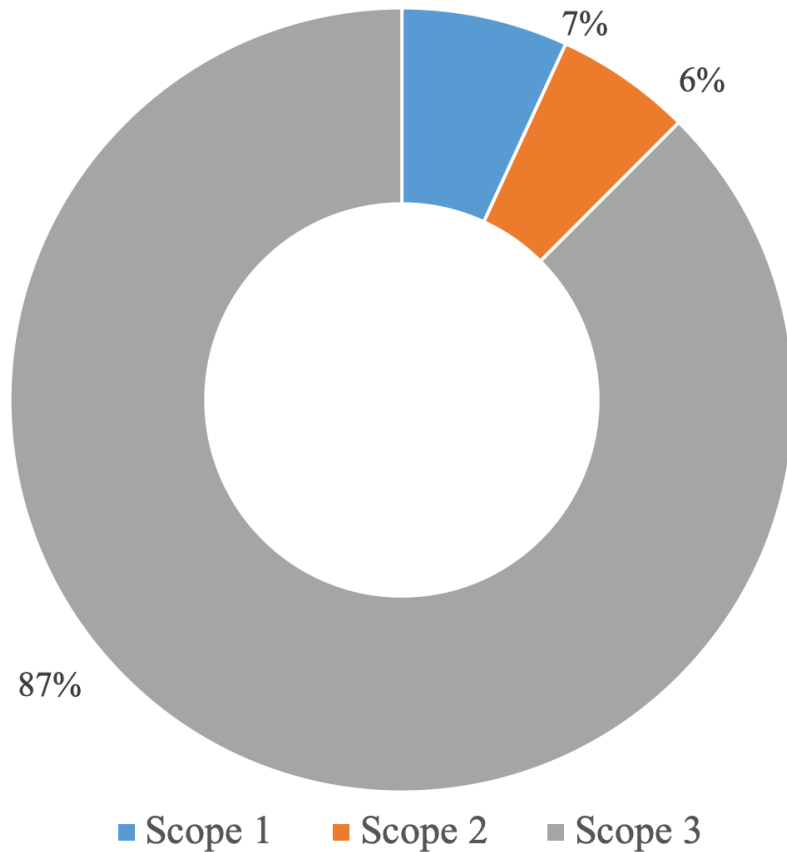
Australia



Australia health care	Value	Unit
Climate footprint	30	MtCO ₂ e
Emissions per capita	1.29	tCO ₂ e/capita
Emissions as % of national footprint	5.1	%
Expenditure per capita	5638	USD
Expenditure as percentage of GDP	9.1	%
% of footprint generated domestically	66.7	%
Health sector footprint equivalence to coal power plant emissions ¹	8	coal-fired power plants in one year
Health sector footprint equivalence to tanker trucks' worth of gasoline ¹	397,143	tanker trucks' worth of gasoline
Health sector footprint equivalence to passenger vehicles driven for one year ¹	6,369,427	passenger vehicles driven for one year

Appendix C - National Snapshots

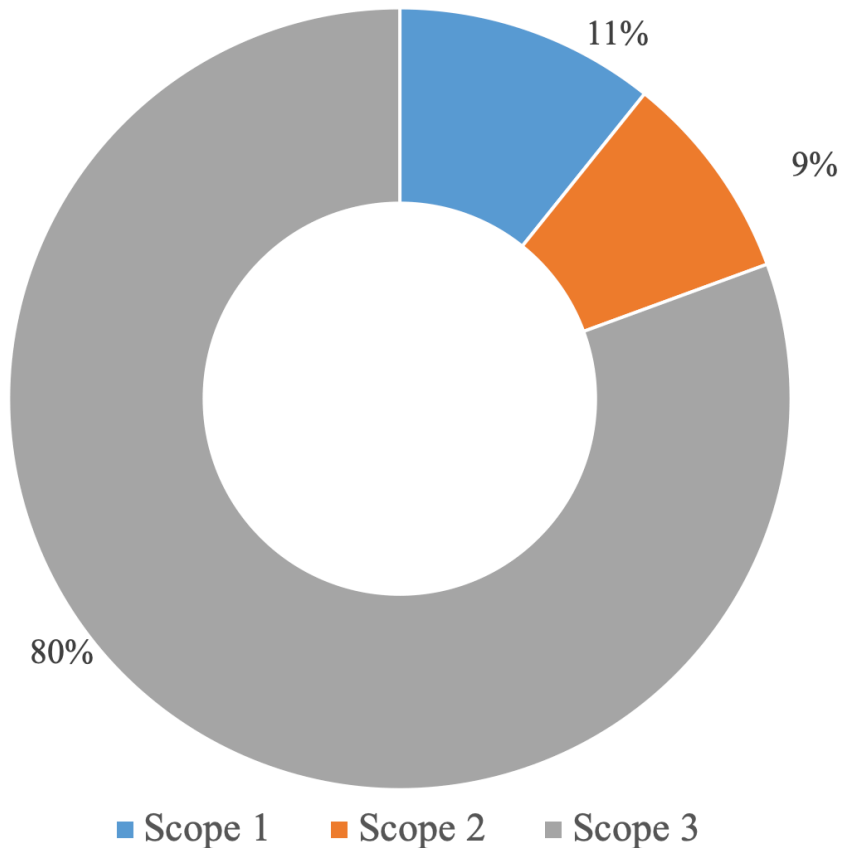
Austria



Austria health care	Value	Unit
Climate footprint	5	MtCO ₂ e
Emissions per capita	0.59	tCO ₂ e/capita
Emissions as % of national footprint	5.2	%
Expenditure per capita	5386	USD
Expenditure as percentage of GDP	10.4	%
% of footprint generated domestically	29.1	%
Health sector footprint equivalence to coal power plant emissions ¹	1	coal-fired power plants in one year
Health sector footprint equivalence to tanker trucks' worth of gasoline ¹	66,191	tanker trucks' worth of gasoline
Health sector footprint equivalence to passenger vehicles driven for one year ¹	1,061,571	passenger vehicles driven for one year

Appendix C - National Snapshots

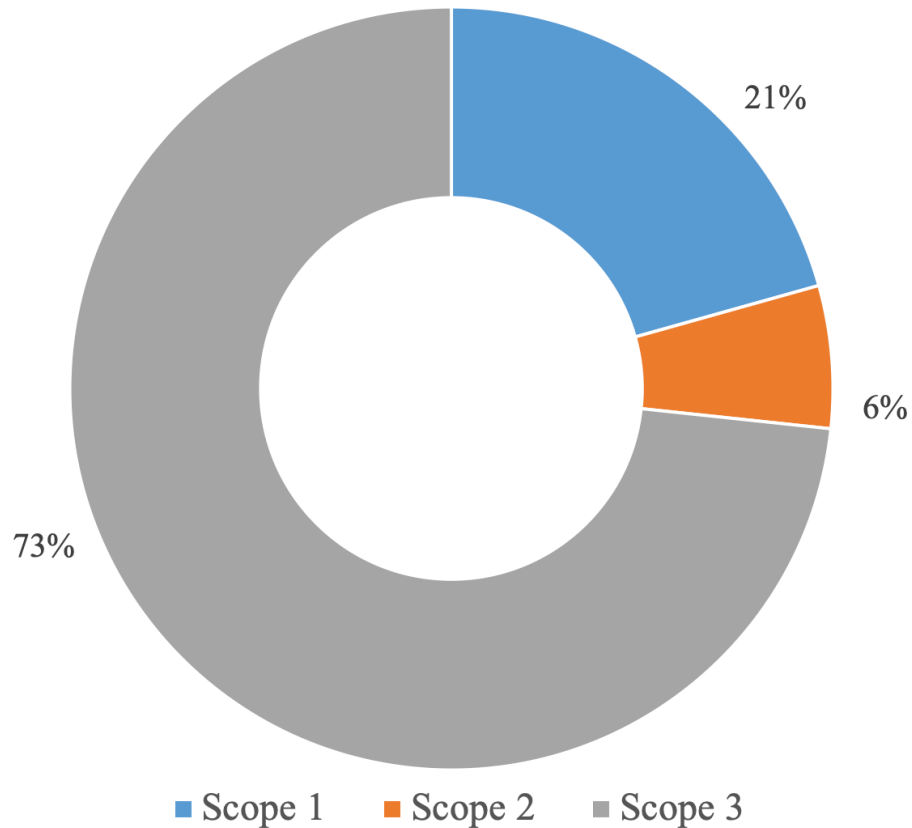
Belgium



Belgium health care	Value	Unit
Climate footprint	9	MtCO ₂ e
Emissions per capita	0.83	tCO ₂ e/capita
Emissions as % of national footprint	5.5	%
Expenditure per capita	4909	USD
Expenditure as percentage of GDP	10.3	%
% of footprint generated domestically	22.5	%
Health sector footprint equivalence to coal power plant emissions ¹	2	coal-fired power plants in one year
Health sector footprint equivalence to tanker trucks' worth of gasoline ¹	119,143	tanker trucks' worth of gasoline
Health sector footprint equivalence to passenger vehicles driven for one year ¹	1,910,828	passenger vehicles driven for one year

Appendix C - National Snapshots

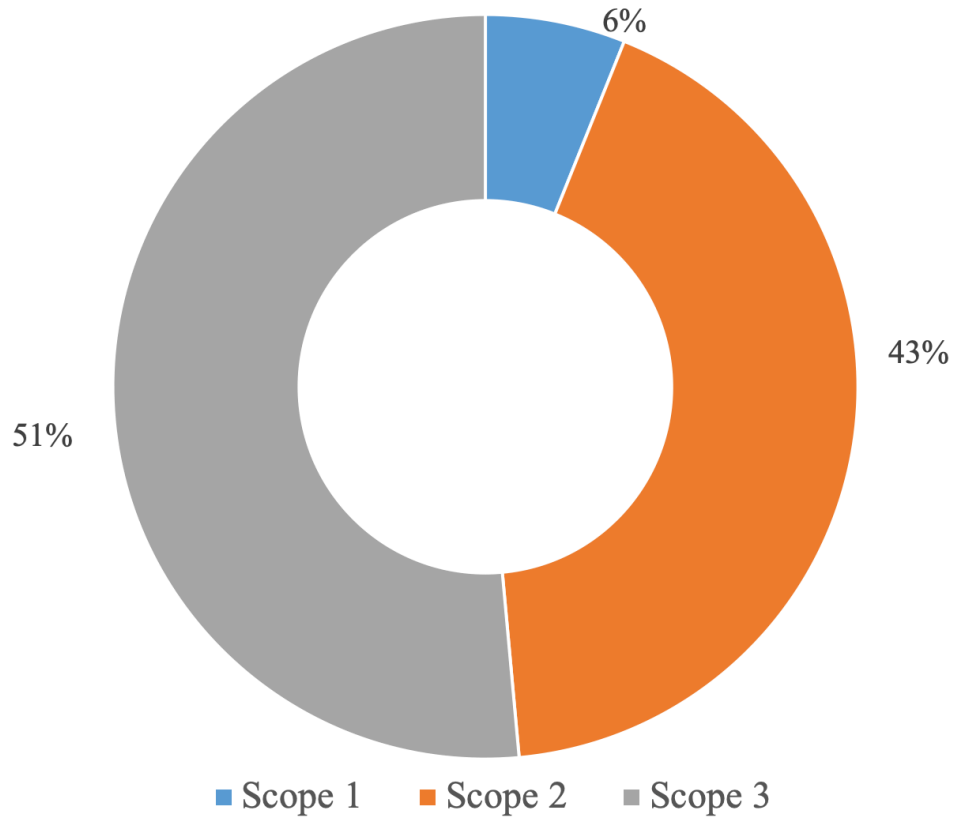
Brazil



Brazil health care	Value	Unit
Climate footprint	44	MtCO ₂ e
Emissions per capita	0.21	tCO ₂ e/capita
Emissions as % of national footprint	4.4	%
Expenditure per capita	1301	USD
Expenditure as percentage of GDP	10.8	%
% of footprint generated domestically	70.6	%
Health sector footprint equivalence to coal power plant emissions ¹	11	coal-fired power plants in one year
Health sector footprint equivalence to tanker trucks' worth of gasoline ¹	582,477	tanker trucks' worth of gasoline
Health sector footprint equivalence to passenger vehicles driven for one year ¹	9,341,826	passenger vehicles driven for one year

Appendix C - National Snapshots

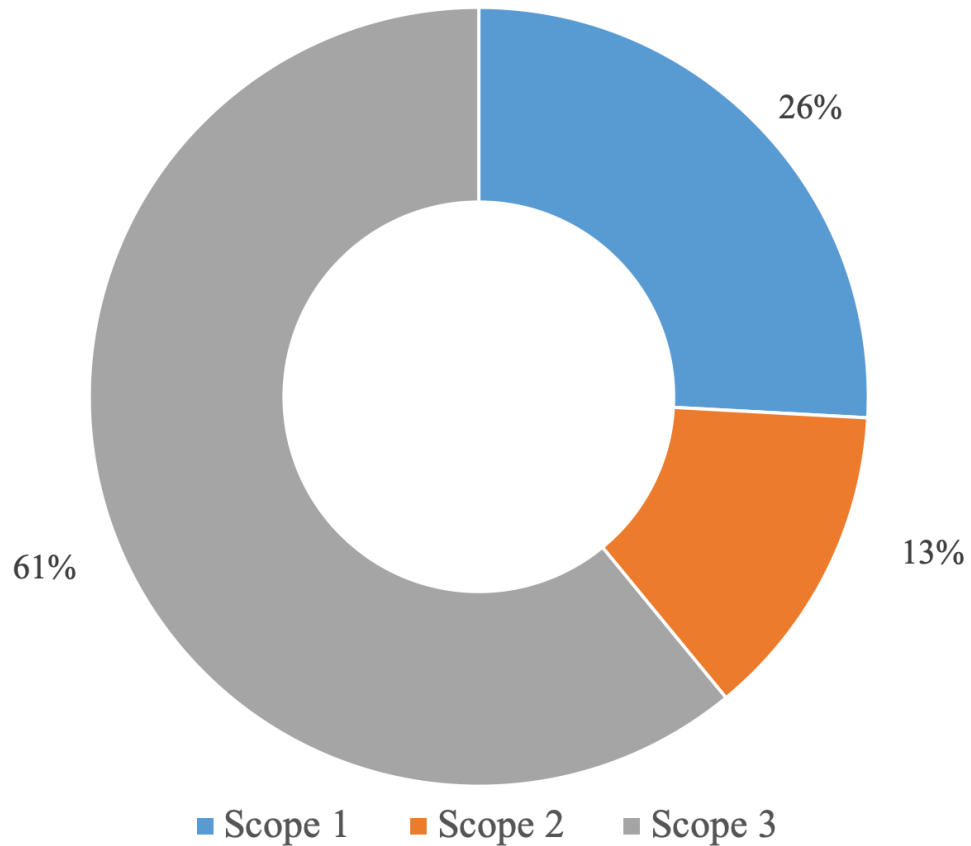
Bulgaria



Bulgaria health care	Value	Unit
Climate footprint	2.7	MtCO ₂ e
Emissions per capita	0.37	tCO ₂ e/capita
Emissions as % of national footprint	6	%
Expenditure per capita	666	USD
Expenditure as percentage of GDP	8.5	%
% of footprint generated domestically	75.8	%
Health sector footprint equivalence to coal power plant emissions ¹	less than 1	coal-fired power plants in one year
Health sector footprint equivalence to tanker trucks' worth of gasoline ¹	35,743	tanker trucks' worth of gasoline
Health sector footprint equivalence to passenger vehicles driven for one year ¹	573,248	passenger vehicles driven for one year

Appendix C - National Snapshots

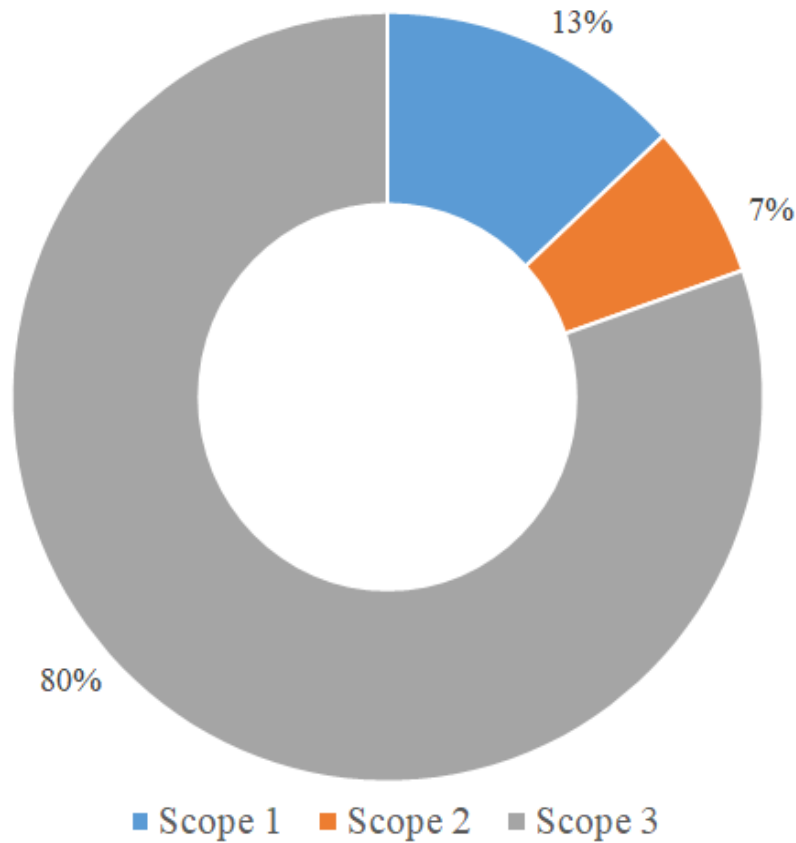
Canada



Canada health care	Value	Unit
Climate footprint	36	MtCO ₂ e
Emissions per capita	1.01	tCO ₂ e/capita
Emissions as % of national footprint	5.2	%
Expenditure per capita	5038	USD
Expenditure as percentage of GDP	10	%
% of footprint generated domestically	68	%
Health sector footprint equivalence to coal power plant emissions ¹	9	coal-fired power plants in one year
Health sector footprint equivalence to tanker trucks' worth of gasoline ¹	476,572	tanker trucks' worth of gasoline
Health sector footprint equivalence to passenger vehicles driven for one year ¹	7,643,312	passenger vehicles driven for one year

Appendix C - National Snapshots

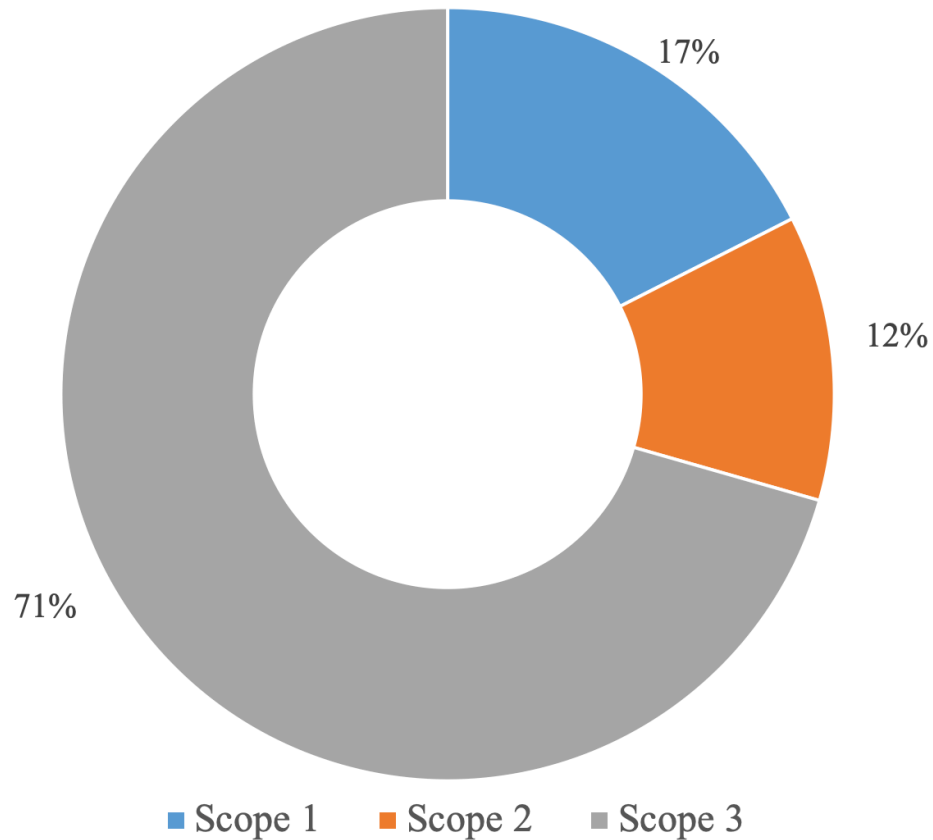
China



China health care	Value	Unit
Climate footprint	342	MtCO ₂ e
Emissions per capita	0.25	tCO ₂ e/capita
Emissions as % of national footprint	3.1	%
Expenditure per capita	362	USD
Expenditure as percentage of GDP	4.8	%
% of footprint generated domestically	90.5	%
Health sector footprint equivalence to coal power plant emissions ¹	87	coal-fired power plants in one year
Health sector footprint equivalence to tanker trucks' worth of gasoline ¹	4,527,433	tanker trucks' worth of gasoline
Health sector footprint equivalence to passenger vehicles driven for one year ¹	72,611,465	passenger vehicles driven for one year

Appendix C - National Snapshots

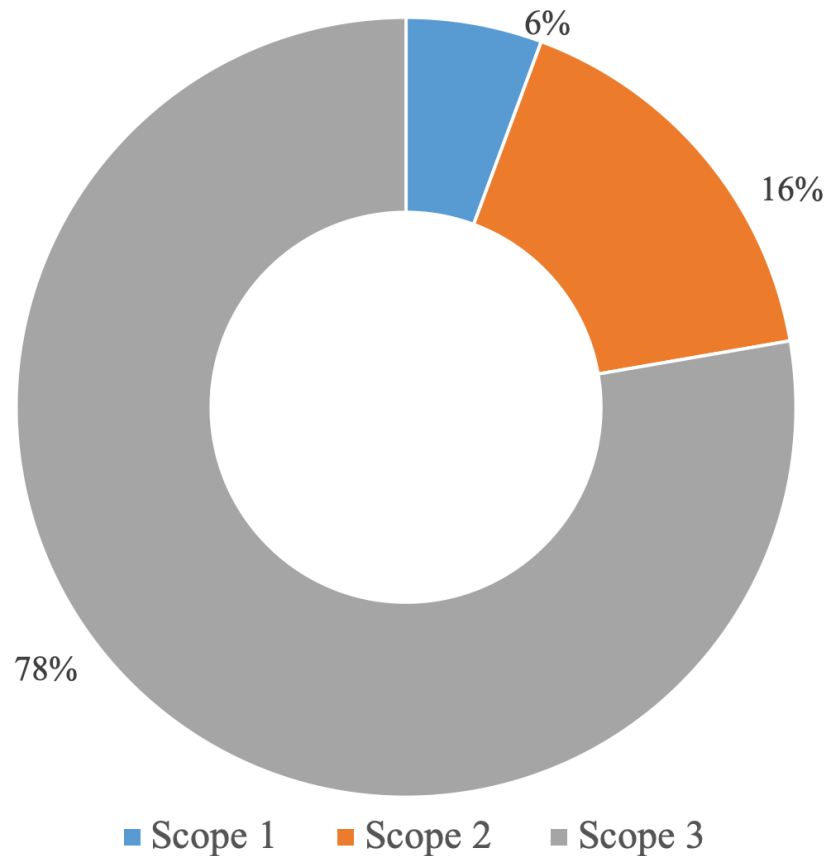
Croatia



Croatia health care	Value	Unit
Climate footprint	0.8	MtCO ₂ e
Emissions per capita	0.19	tCO ₂ e/capita
Emissions as % of national footprint	3.2	%
Expenditure per capita	958	USD
Expenditure as percentage of GDP	7.1	%
% of footprint generated domestically	46.6	%
Health sector footprint equivalence to coal power plant emissions ¹	less than 1	coal-fired power plants in one year
Health sector footprint equivalence to tanker trucks' worth of gasoline ¹	10,590	tanker trucks' worth of gasoline
Health sector footprint equivalence to passenger vehicles driven for one year ¹	169,851	passenger vehicles driven for one year

Appendix C - National Snapshots

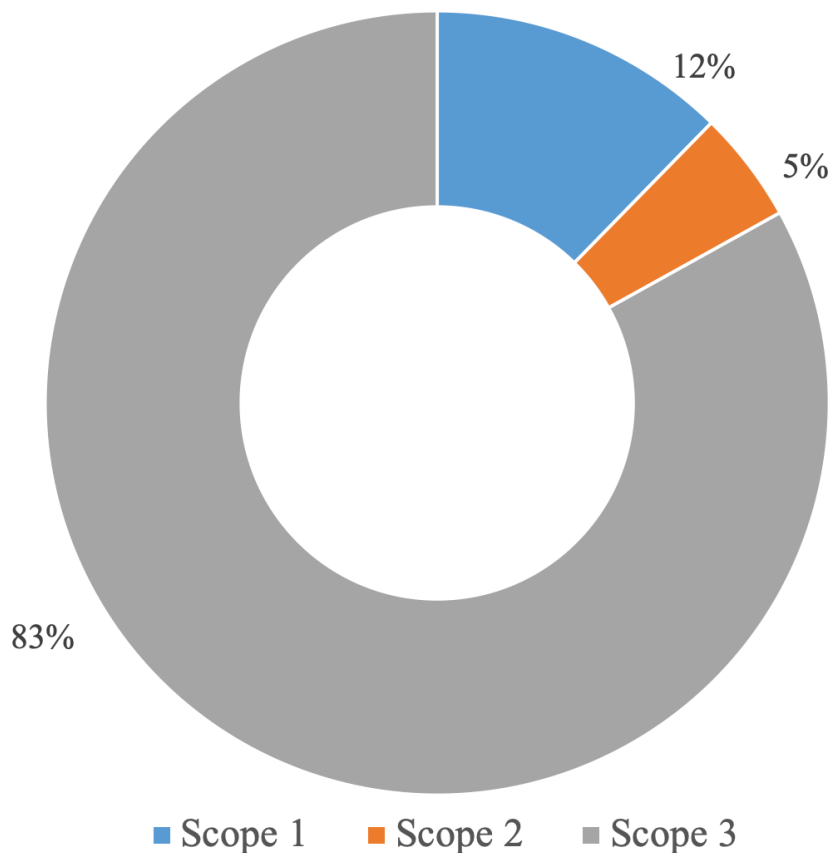
Cyprus



Cyprus health care	Value	Unit
Climate footprint	0.34	MtCO ₂ e
Emissions per capita	0.3	tCO ₂ e/capita
Emissions as % of national footprint	2.9	%
Expenditure per capita	1848	USD
Expenditure as percentage of GDP	6.8	%
% of footprint generated domestically	48.6	%
Health sector footprint equivalence to coal power plant emissions ¹	less than 1	coal-fired power plants in one year
Health sector footprint equivalence to tanker trucks' worth of gasoline ¹	4,501	tanker trucks' worth of gasoline
Health sector footprint equivalence to passenger vehicles driven for one year ¹	72,187	passenger vehicles driven for one year

Appendix C - National Snapshots

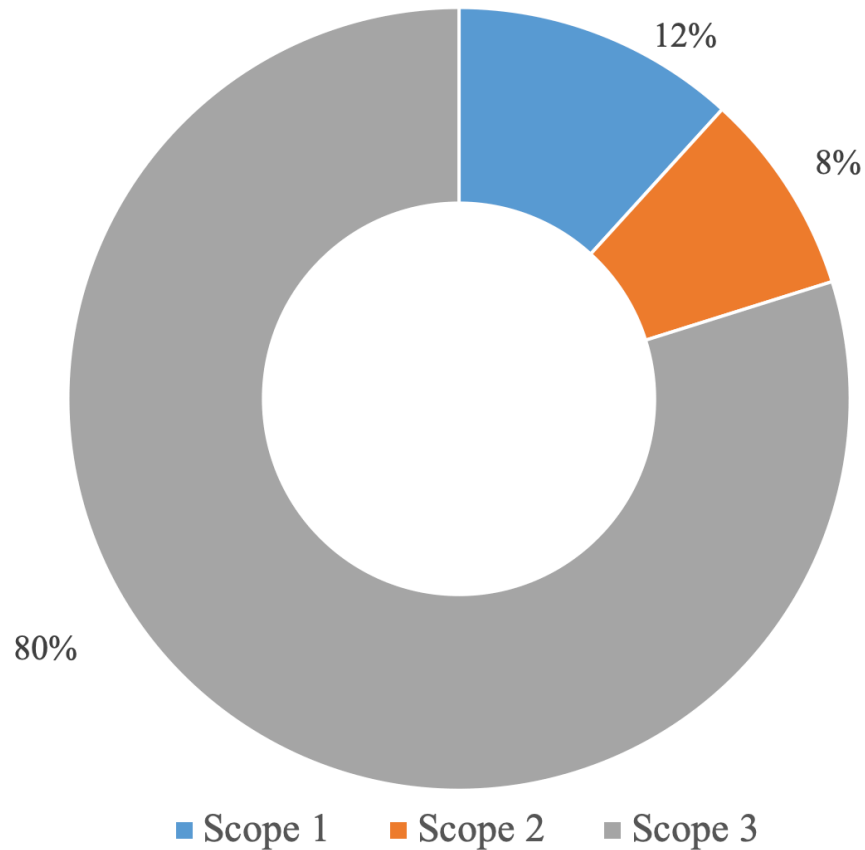
Czech Republic



Czech Republic health care	Value	Unit
Climate footprint	3.7	MtCO ₂ e
Emissions per capita	0.35	tCO ₂ e/capita
Emissions as % of national footprint	3.6	%
Expenditure per capita	1513	USD
Expenditure as percentage of GDP	7.7	%
% of footprint generated domestically	54.7	%
Health sector footprint equivalence to coal power plant emissions ¹	1	coal-fired power plants in one year
Health sector footprint equivalence to tanker trucks' worth of gasoline ¹	48,981	tanker trucks' worth of gasoline
Health sector footprint equivalence to passenger vehicles driven for one year ¹	785,563	passenger vehicles driven for one year

Appendix C - National Snapshots

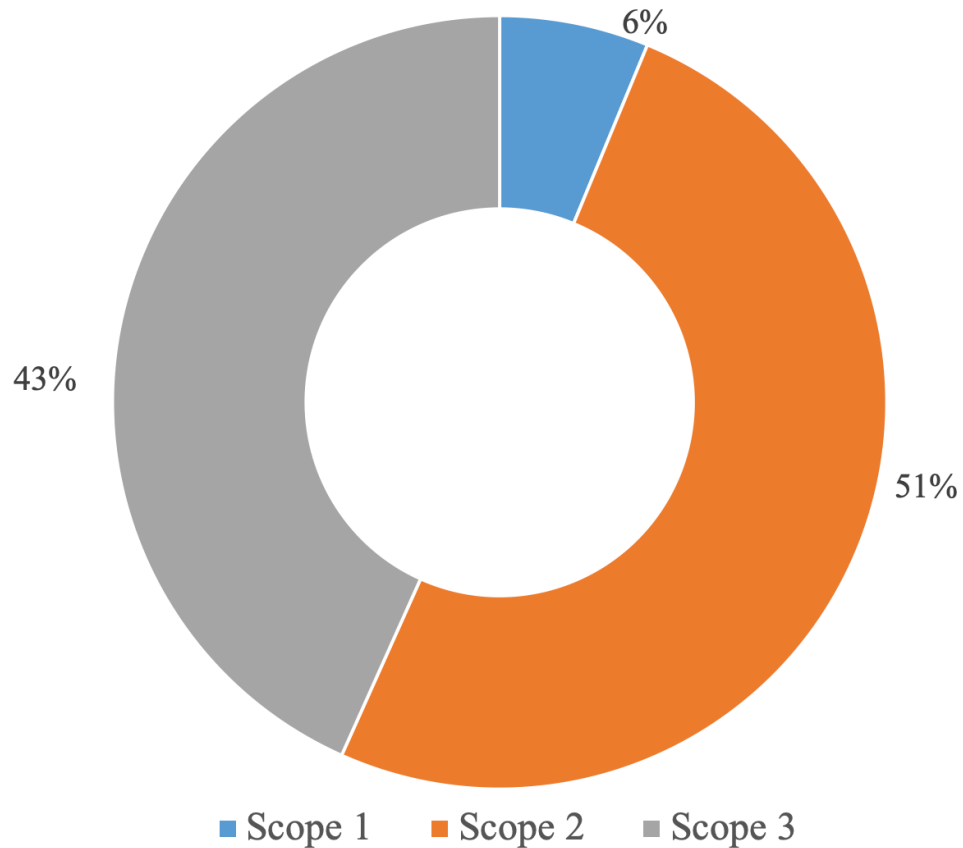
Denmark



Denmark health care	Value	Unit
Climate footprint	4	MtCO ₂ e
Emissions per capita	0.78	tCO ₂ e/capita
Emissions as % of national footprint	6.3	%
Expenditure per capita	6381	USD
Expenditure as percentage of GDP	10.2	%
% of footprint generated domestically	39.1	%
Health sector footprint equivalence to coal power plant emissions ¹	1	coal-fired power plants in one year
Health sector footprint equivalence to tanker trucks' worth of gasoline ¹	52,952	tanker trucks' worth of gasoline
Health sector footprint equivalence to passenger vehicles driven for one year ¹	849,257	passenger vehicles driven for one year

Appendix C - National Snapshots

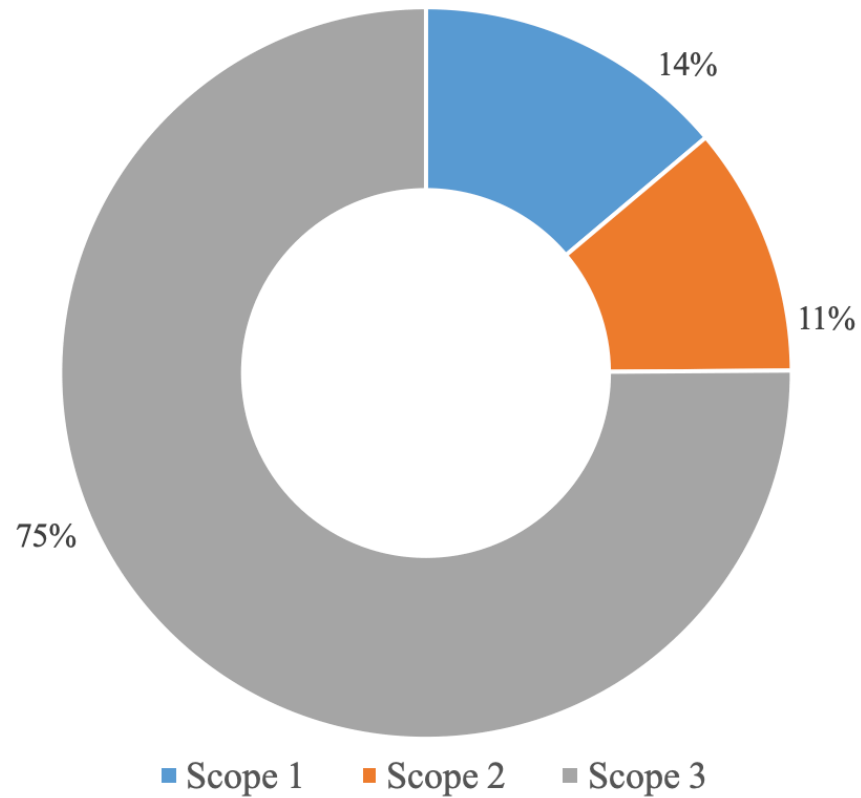
Estonia



Estonia health care	Value	Unit
Climate footprint	0.86	MtCO ₂ e
Emissions per capita	0.66	tCO ₂ e/capita
Emissions as % of national footprint	4.7	%
Expenditure per capita	1237	USD
Expenditure as percentage of GDP	6.2	%
% of footprint generated domestically	73.1	%
Health sector footprint equivalence to coal power plant emissions ¹	less than 1	coal-fired power plants in one year
Health sector footprint equivalence to tanker trucks' worth of gasoline ¹	11,385	tanker trucks' worth of gasoline
Health sector footprint equivalence to passenger vehicles driven for one year ¹	182,590	passenger vehicles driven for one year

Appendix C - National Snapshots

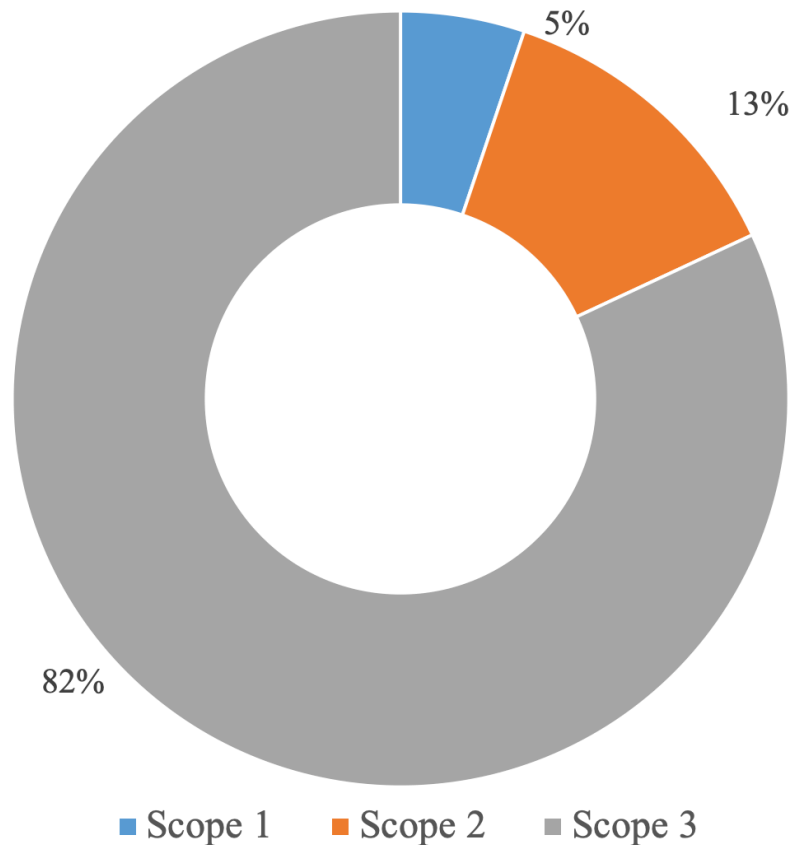
European Union



European Union health care	Value	Unit
Climate footprint	249	MtCO ₂ e
Emissions per capita	0.49	tCO ₂ e/capita
Emissions as % of national footprint	4.7	%
Expenditure per capita	3668	USD
Expenditure as percentage of GDP	10	%
% of footprint generated domestically	n/a	%
Health sector footprint equivalence to coal power plant emissions ¹	63	coal-fired power plants in one year
Health sector footprint equivalence to tanker trucks' worth of gasoline ¹	3,283,051	tanker trucks' worth of gasoline
Health sector footprint equivalence to passenger vehicles driven for one year ¹	52,653,928	passenger vehicles driven for one year

Appendix C - National Snapshots

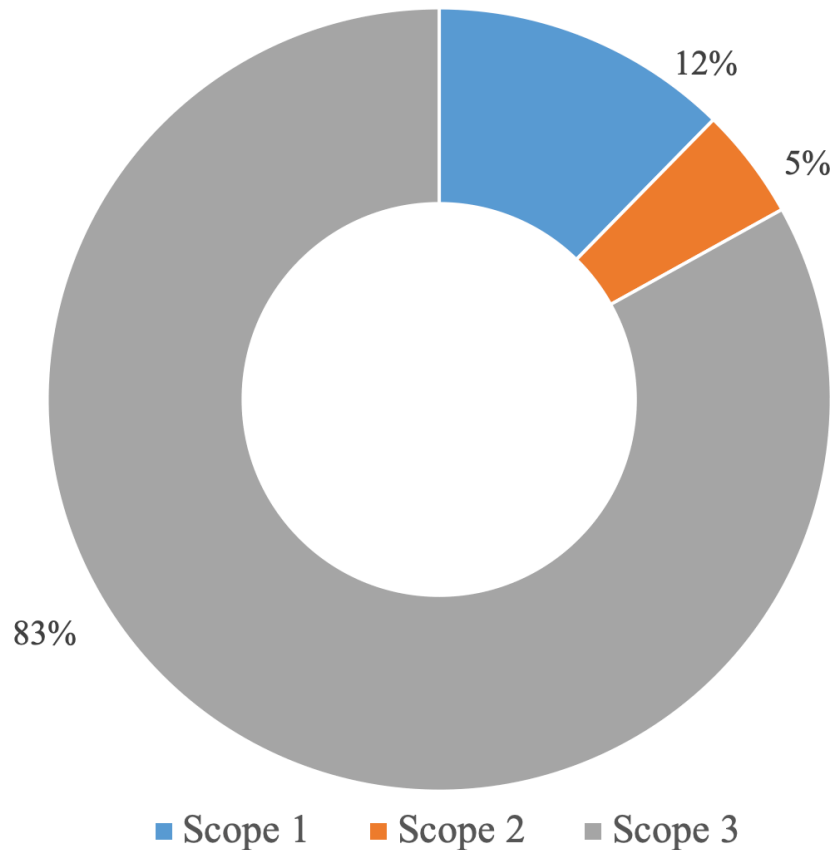
Finland



Finland health care	Value	Unit
Climate footprint	3.5	MtCO ₂ e
Emissions per capita	0.64	tCO ₂ e/capita
Emissions as % of national footprint	5	%
Expenditure per capita	4733	USD
Expenditure as percentage of GDP	9.5	%
% of footprint generated domestically	48.4	%
Health sector footprint equivalence to coal power plant emissions ¹	less than 1	coal-fired power plants in one year
Health sector footprint equivalence to tanker trucks' worth of gasoline ¹	46,333	tanker trucks' worth of gasoline
Health sector footprint equivalence to passenger vehicles driven for one year ¹	743,100	passenger vehicles driven for one year

Appendix C - National Snapshots

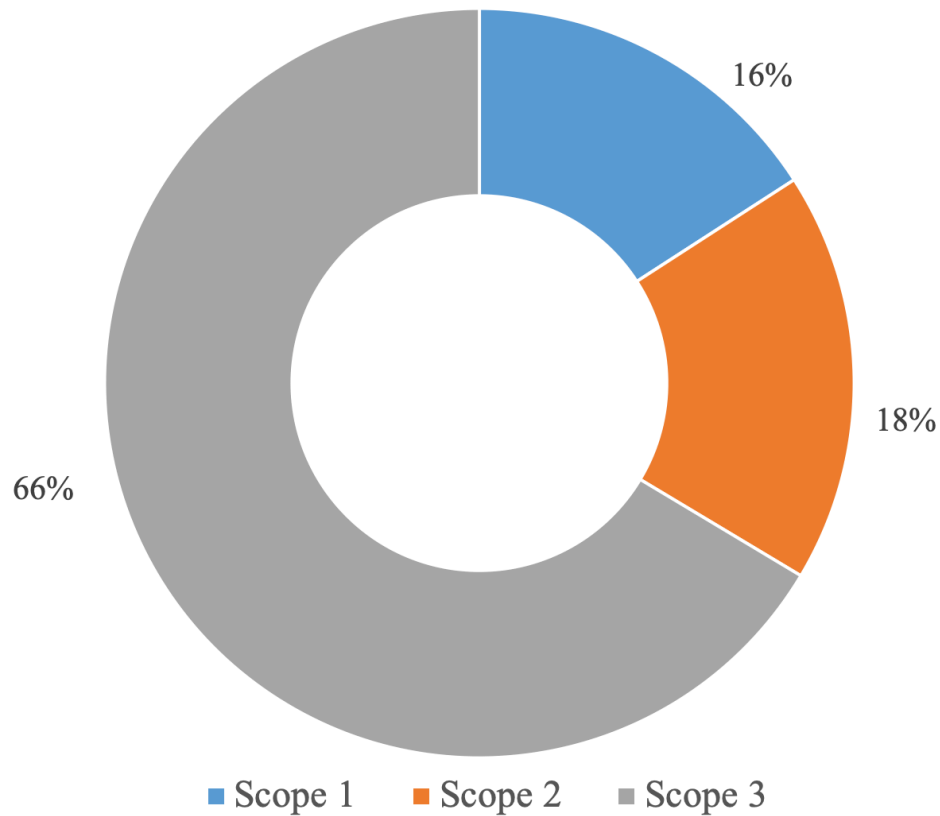
France



France health care	Value	Unit
Climate footprint	29	MtCO ₂ e
Emissions per capita	0.44	tCO ₂ e/capita
Emissions as % of national footprint	4.6	%
Expenditure per capita	5010	USD
Expenditure as percentage of GDP	11.6	%
% of footprint generated domestically	48.8	%
Health sector footprint equivalence to coal power plant emissions ¹	7	coal-fired power plants in one year
Health sector footprint equivalence to tanker trucks' worth of gasoline ¹	383,905	tanker trucks' worth of gasoline
Health sector footprint equivalence to passenger vehicles driven for one year ¹	6,157,113	passenger vehicles driven for one year

Appendix C - National Snapshots

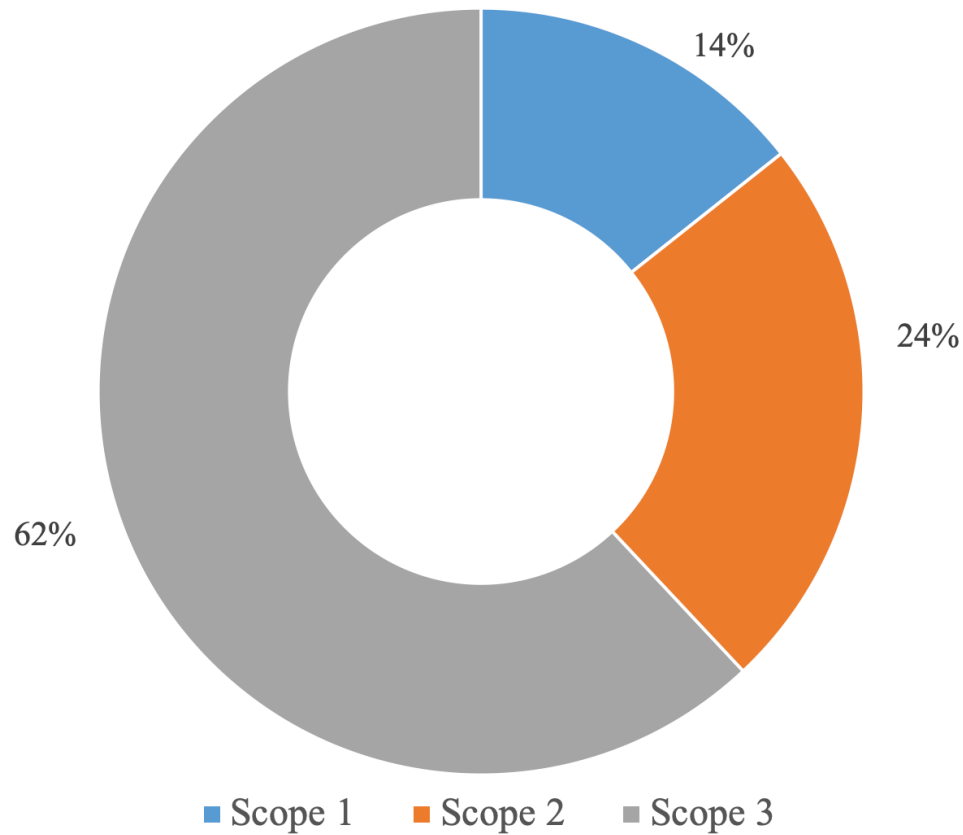
Germany



Germany health care	Value	Unit
Climate footprint	57	MtCO ₂ e
Emissions per capita	0.71	tCO ₂ e/capita
Emissions as % of national footprint	5.2	%
Expenditure per capita	5278	USD
Expenditure as percentage of GDP	11	%
% of footprint generated domestically	61.8	%
Health sector footprint equivalence to coal power plant emissions ¹	14	coal-fired power plants in one year
Health sector footprint equivalence to tanker trucks' worth of gasoline ¹	754,572	tanker trucks' worth of gasoline
Health sector footprint equivalence to passenger vehicles driven for one year ¹	12,101,911	passenger vehicles driven for one year

Appendix C - National Snapshots

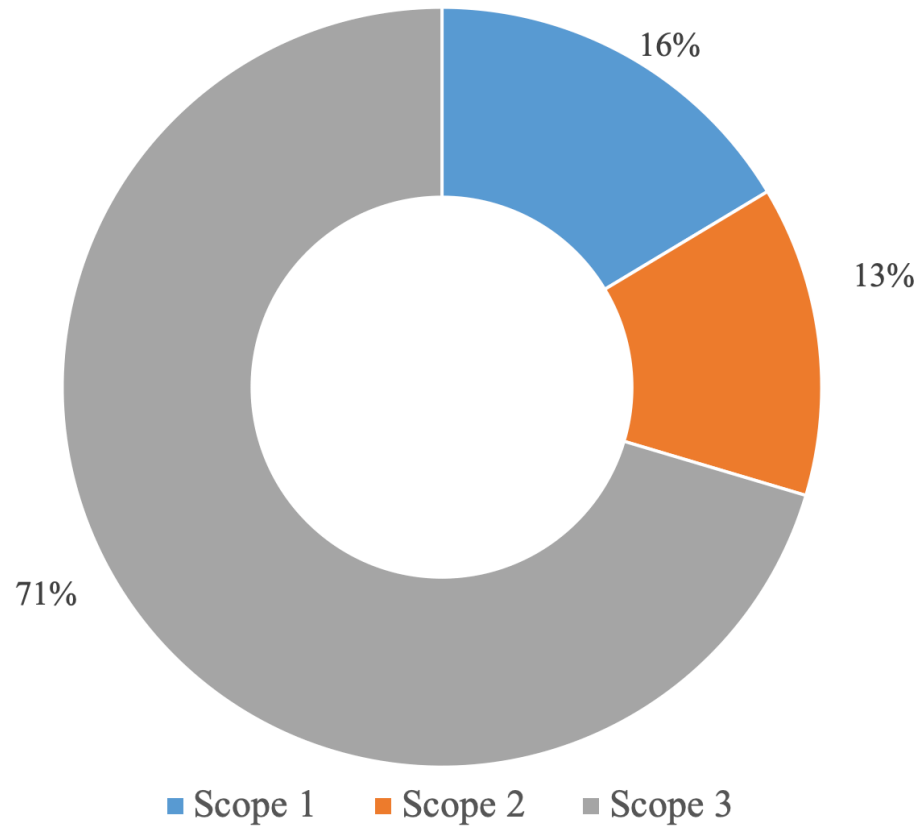
Greece



Greece health care	Value	Unit
Climate footprint	4	MtCO ₂ e
Emissions per capita	0.38	tCO ₂ e/capita
Emissions as % of national footprint	3.7	%
Expenditure per capita	1725	USD
Expenditure as percentage of GDP	7.9	%
% of footprint generated domestically	65.7	%
Health sector footprint equivalence to coal power plant emissions ¹	1	coal-fired power plants in one year
Health sector footprint equivalence to tanker trucks' worth of gasoline ¹	52,952	tanker trucks' worth of gasoline
Health sector footprint equivalence to passenger vehicles driven for one year ¹	849,257	passenger vehicles driven for one year

Appendix C - National Snapshots

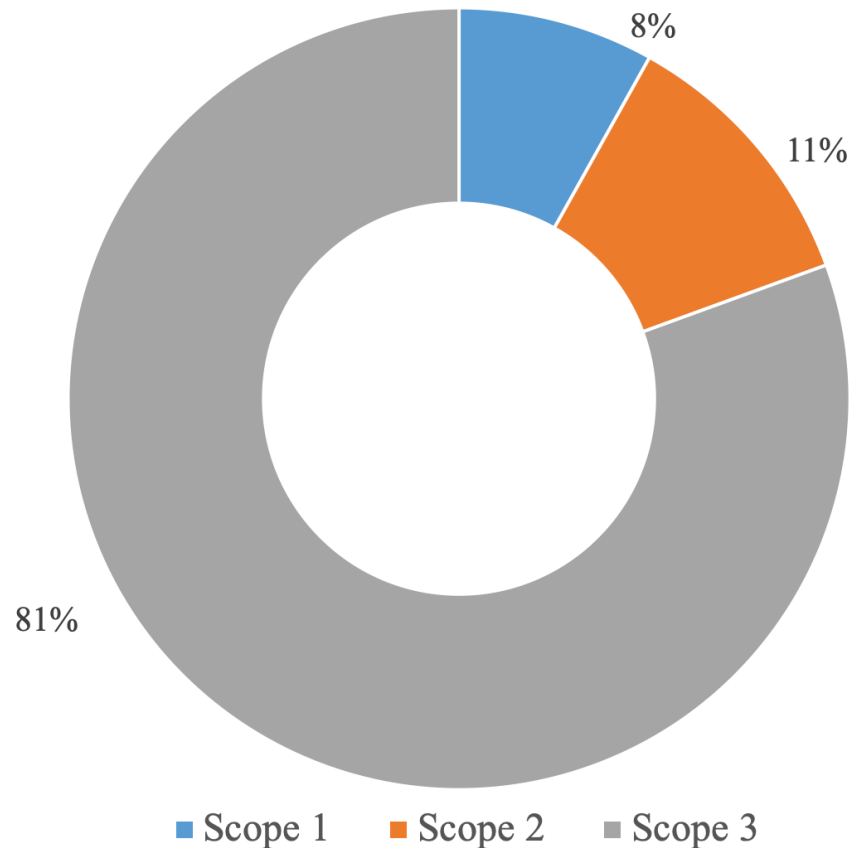
Hungary



Hungary health care	Value	Unit
Climate footprint	2.5	MtCO ₂ e
Emissions per capita	0.26	tCO ₂ e/capita
Emissions as % of national footprint	4.3	%
Expenditure per capita	1006	USD
Expenditure as percentage of GDP	7.1	%
% of footprint generated domestically	45.1	%
Health sector footprint equivalence to coal power plant emissions ¹	less than 1	coal-fired power plants in one year
Health sector footprint equivalence to tanker trucks' worth of gasoline ¹	33,095	tanker trucks' worth of gasoline
Health sector footprint equivalence to passenger vehicles driven for one year ¹	530,786	passenger vehicles driven for one year

Appendix C - National Snapshots

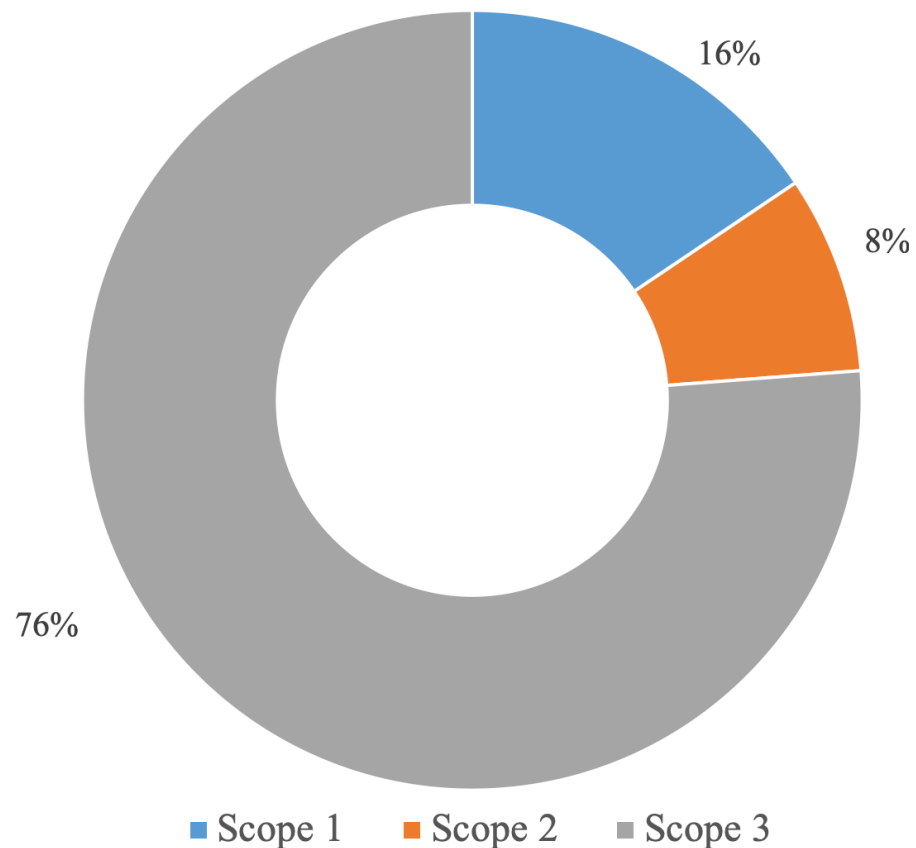
India



India health care	Value	Unit
Climate footprint	39	MtCO ₂ e
Emissions per capita	0.03	tCO ₂ e/capita
Emissions as % of national footprint	1.5	%
Expenditure per capita	57	USD
Expenditure as percentage of GDP	3.6	%
% of footprint generated domestically	80.1	%
Health sector footprint equivalence to coal power plant emissions ¹	10	coal-fired power plants in one year
Health sector footprint equivalence to tanker trucks' worth of gasoline ¹	516,286	tanker trucks' worth of gasoline
Health sector footprint equivalence to passenger vehicles driven for one year ¹	8,280,255	passenger vehicles driven for one year

Appendix C - National Snapshots

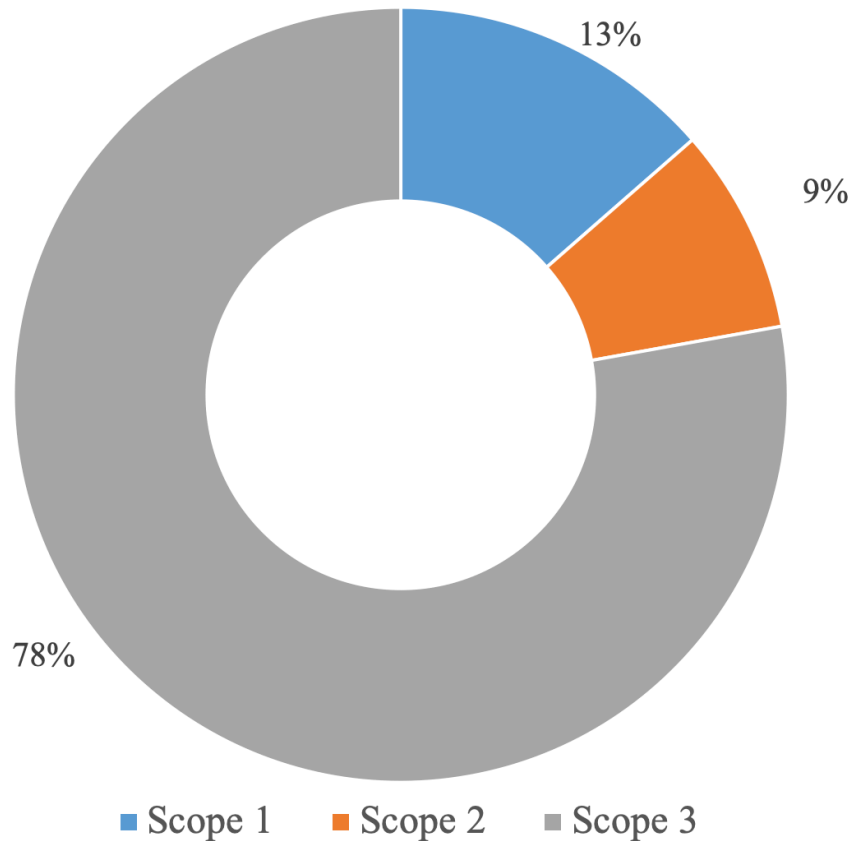
Indonesia



Indonesia health care	Value	Unit
Climate footprint	14	MtCO ₂ e
Emissions per capita	0.05	tCO ₂ e/capita
Emissions as % of national footprint	1.9	%
Expenditure per capita	109	USD
Expenditure as percentage of GDP	3.1	%
% of footprint generated domestically	71.6	%
Health sector footprint equivalence to coal power plant emissions ¹	4	coal-fired power plants in one year
Health sector footprint equivalence to tanker trucks' worth of gasoline ¹	185,334	tanker trucks' worth of gasoline
Health sector footprint equivalence to passenger vehicles driven for one year ¹	2,972,399	passenger vehicles driven for one year

Appendix C - National Snapshots

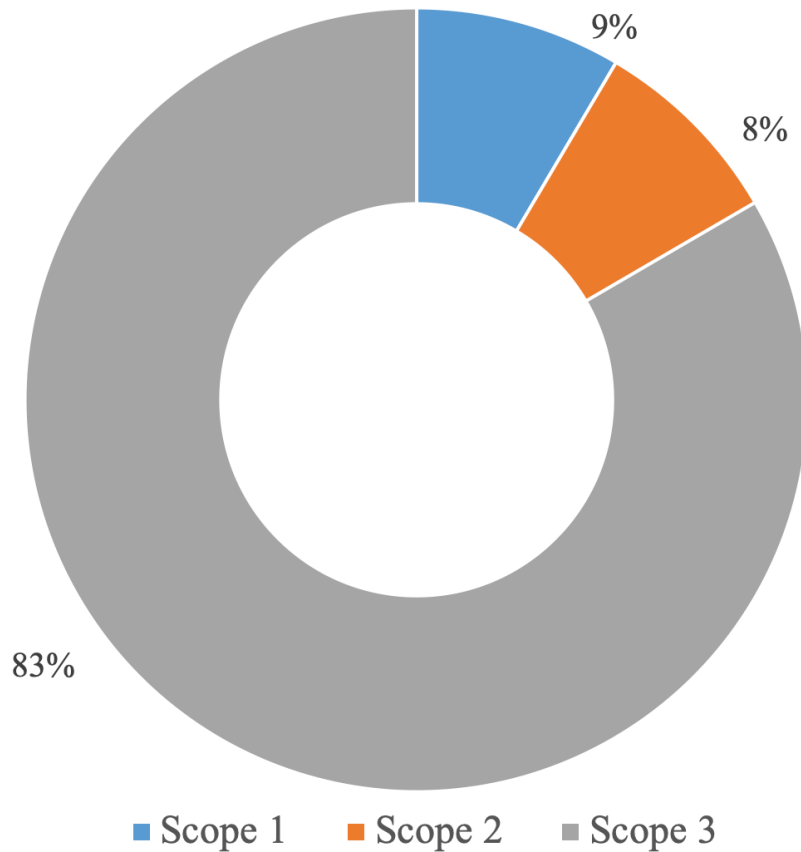
Ireland



Ireland health care	Value	Unit
Climate footprint	2.8	MtCO ₂ e
Emissions per capita	0.61	tCO ₂ e/capita
Emissions as % of national footprint	4.4	%
Expenditure per capita	5391	USD
Expenditure as percentage of GDP	9.7	%
% of footprint generated domestically	39.3	%
Health sector footprint equivalence to coal power plant emissions ¹	less than 1	coal-fired power plants in one year
Health sector footprint equivalence to tanker trucks' worth of gasoline ¹	37,067	tanker trucks' worth of gasoline
Health sector footprint equivalence to passenger vehicles driven for one year ¹	594,480	passenger vehicles driven for one year

Appendix C - National Snapshots

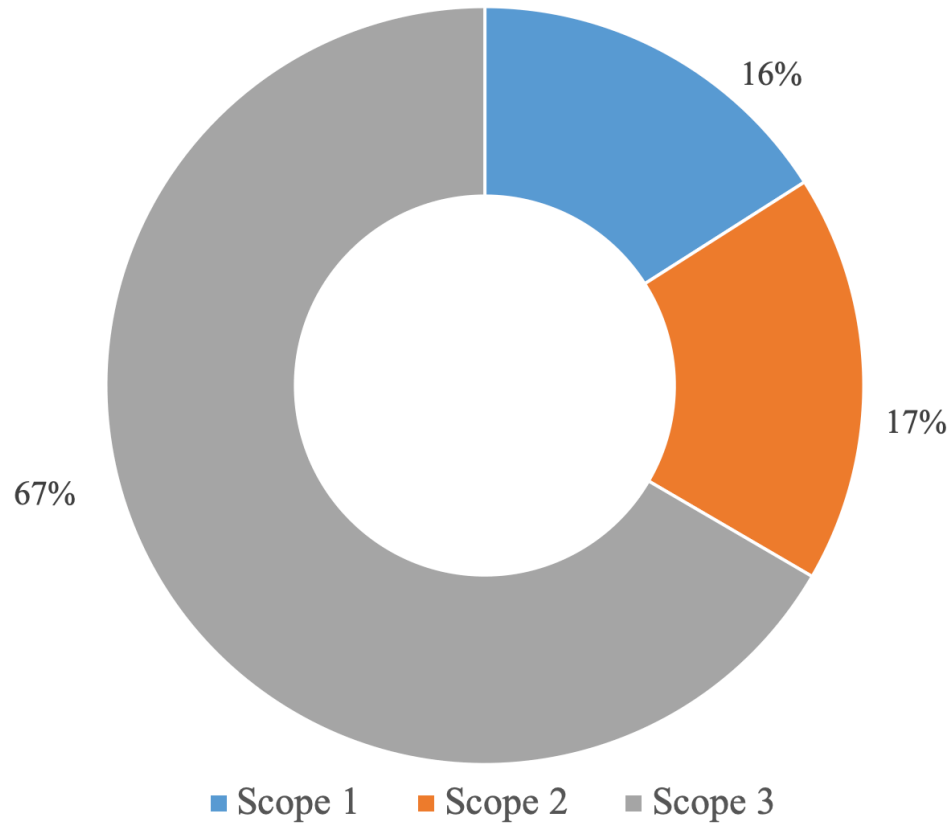
Italy



Italy health care	Value	Unit
Climate footprint	21	MtCO ₂ e
Emissions per capita	0.35	tCO ₂ e/capita
Emissions as % of national footprint	4	%
Expenditure per capita	3190	USD
Expenditure as percentage of GDP	9	%
% of footprint generated domestically	50.8	%
Health sector footprint equivalence to coal power plant emissions ¹	5	coal-fired power plants in one year
Health sector footprint equivalence to tanker trucks' worth of gasoline ¹	278,000	tanker trucks' worth of gasoline
Health sector footprint equivalence to passenger vehicles driven for one year ¹	4,458,599	passenger vehicles driven for one year

Appendix C - National Snapshots

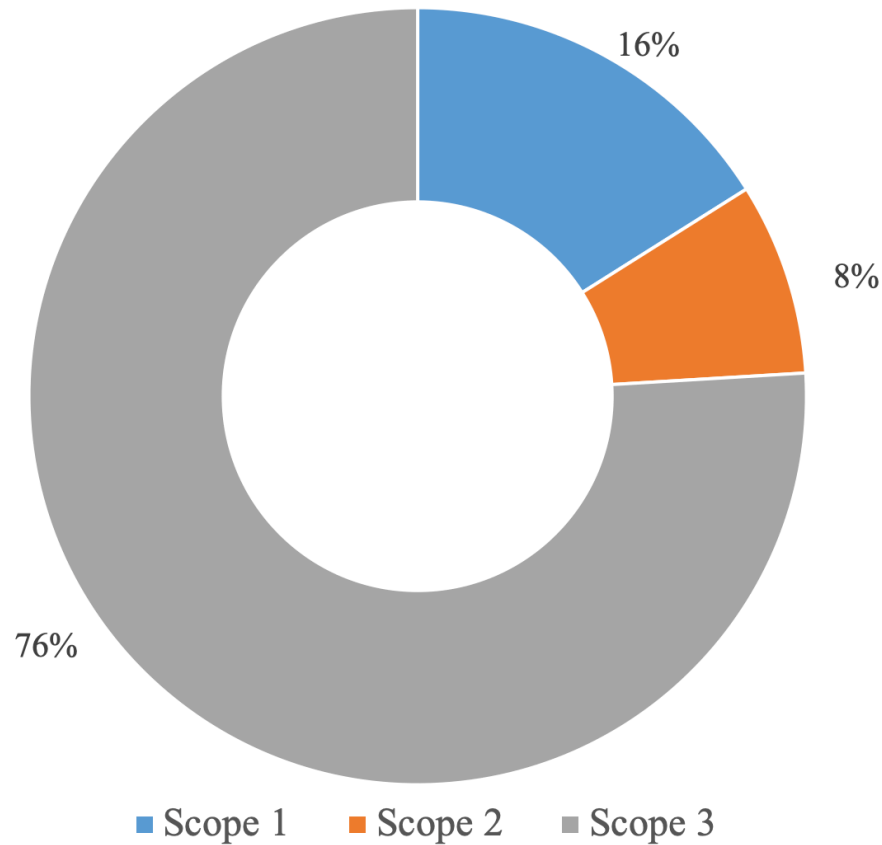
Japan



Japan health care	Value	Unit
Climate footprint	103	MtCO ₂ e
Emissions per capita	0.81	tCO ₂ e/capita
Emissions as % of national footprint	6.4	%
Expenditure per capita	4099	USD
Expenditure as percentage of GDP	10.8	%
% of footprint generated domestically	67.3	%
Health sector footprint equivalence to coal power plant emissions ¹	26	coal-fired power plants in one year
Health sector footprint equivalence to tanker trucks' worth of gasoline ¹	1,363,525	tanker trucks' worth of gasoline
Health sector footprint equivalence to passenger vehicles driven for one year ¹	21,868,365	passenger vehicles driven for one year

Appendix C - National Snapshots

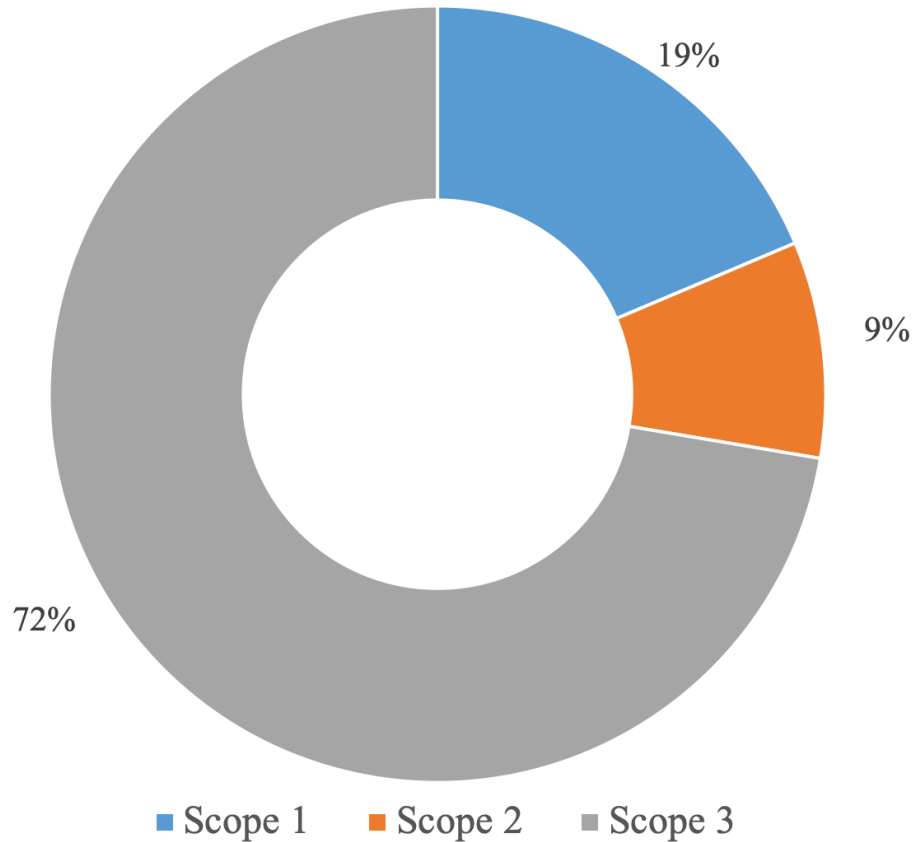
Latvia



Latvia health care	Value	Unit
Climate footprint	0.5	MtCO ₂ e
Emissions per capita	0.25	tCO ₂ e/capita
Emissions as % of national footprint	3.2	%
Expenditure per capita	856	USD
Expenditure as percentage of GDP	5.5	%
% of footprint generated domestically	39.3	%
Health sector footprint equivalence to coal power plant emissions ¹	less than 1	coal-fired power plants in one year
Health sector footprint equivalence to tanker trucks' worth of gasoline ¹	6,619	tanker trucks' worth of gasoline
Health sector footprint equivalence to passenger vehicles driven for one year ¹	106,157	passenger vehicles driven for one year

Appendix C - National Snapshots

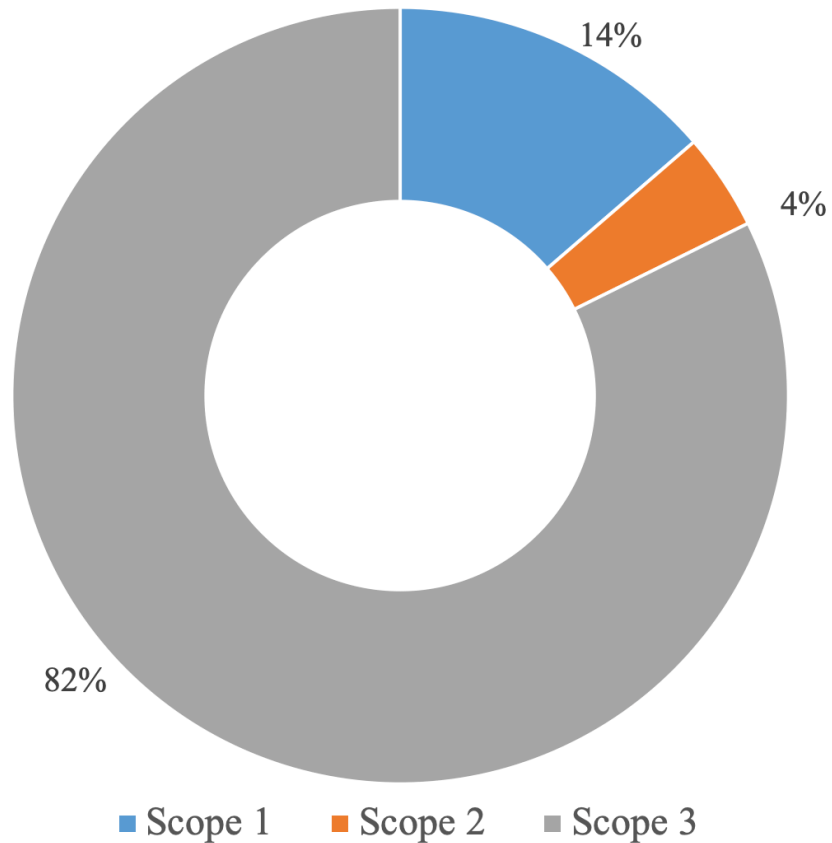
Lithuania



Lithuania health care	Value	Unit
Climate footprint	0.5	MtCO ₂ e
Emissions per capita	0.17	tCO ₂ e/capita
Emissions as % of national footprint	2	%
Expenditure per capita	1021	USD
Expenditure as percentage of GDP	6.2	%
% of footprint generated domestically	48	%
Health sector footprint equivalence to coal power plant emissions ¹	less than 1	coal-fired power plants in one year
Health sector footprint equivalence to tanker trucks' worth of gasoline ¹	6,619	tanker trucks' worth of gasoline
Health sector footprint equivalence to passenger vehicles driven for one year ¹	106,157	passenger vehicles driven for one year

Appendix C - National Snapshots

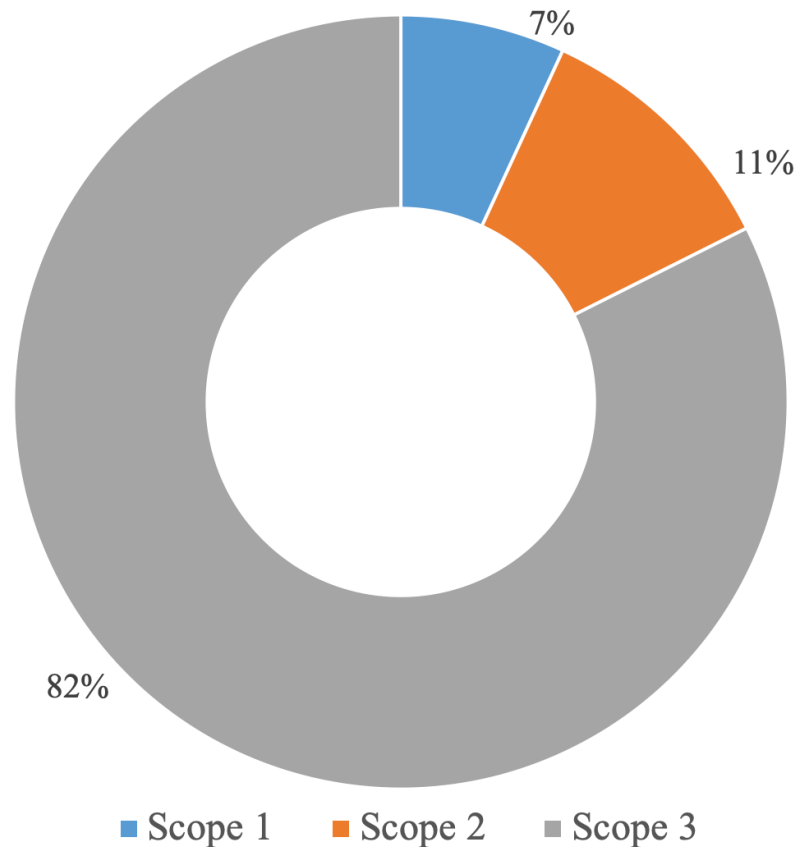
Luxembourg



Luxembourg health care	Value	Unit
Climate footprint	0.47	MtCO ₂ e
Emissions per capita	0.84	tCO ₂ e/capita
Emissions as % of national footprint	3.7	%
Expenditure per capita	7757	USD
Expenditure as percentage of GDP	6.4	%
% of footprint generated domestically	19.2	%
Health sector footprint equivalence to coal power plant emissions ¹	less than 1	coal-fired power plants in one year
Health sector footprint equivalence to tanker trucks' worth of gasoline ¹	6,222	tanker trucks' worth of gasoline
Health sector footprint equivalence to passenger vehicles driven for one year ¹	99,788	passenger vehicles driven for one year

Appendix C - National Snapshots

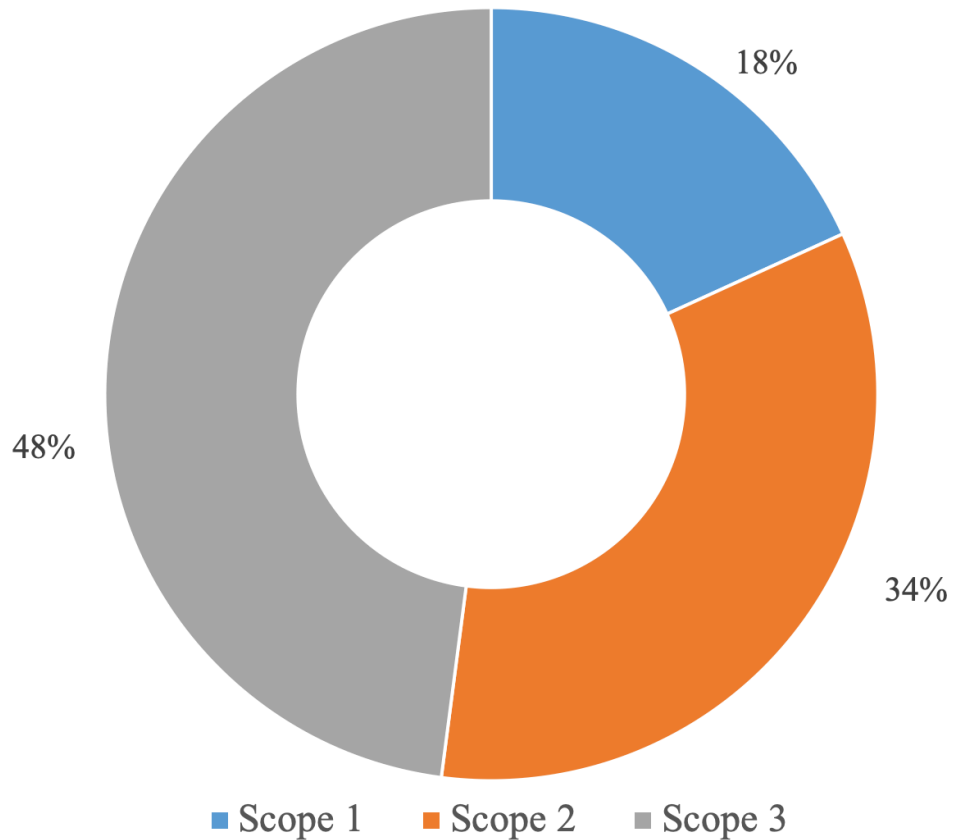
Malta



Malta health care	Value	Unit
Climate footprint	0.2	MtCO ₂ e
Emissions per capita	0.45	tCO ₂ e/capita
Emissions as % of national footprint	4.8	%
Expenditure per capita	2464	USD
Expenditure as percentage of GDP	9.4	%
% of footprint generated domestically	60.3	%
Health sector footprint equivalence to coal power plant emissions ¹	less than 1	coal-fired power plants in one year
Health sector footprint equivalence to tanker trucks' worth of gasoline ¹	2,648	tanker trucks' worth of gasoline
Health sector footprint equivalence to passenger vehicles driven for one year ¹	42,463	passenger vehicles driven for one year

Appendix C - National Snapshots

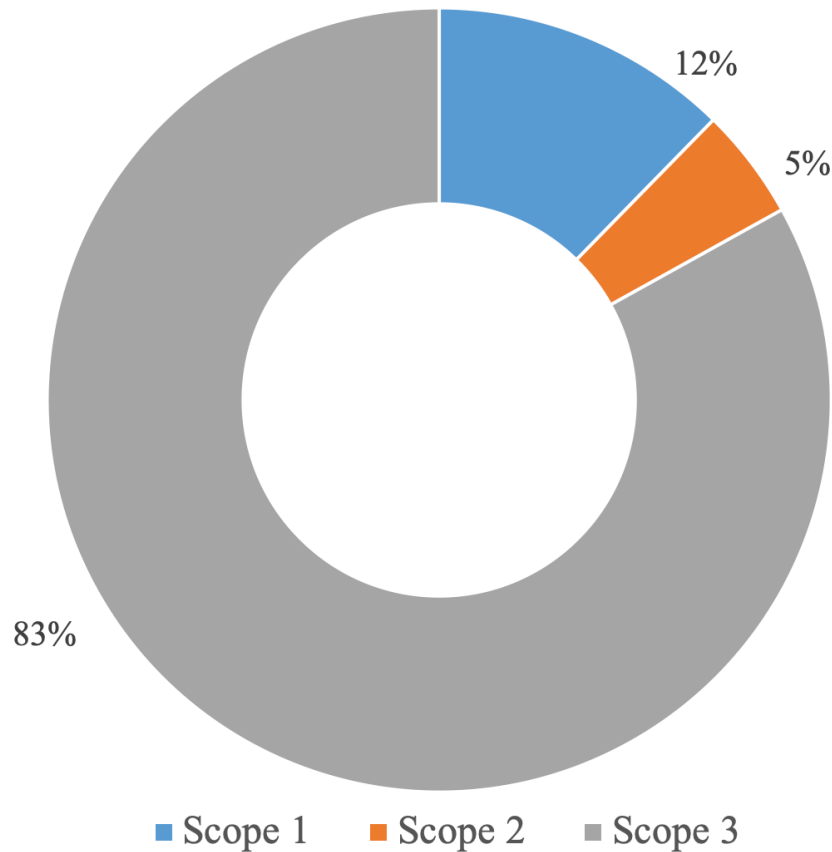
Mexico



Mexico health care	Value	Unit
Climate footprint	22	MtCO ₂ e
Emissions per capita	0.18	tCO ₂ e/capita
Emissions as % of national footprint	3.4	%
Expenditure per capita	586	USD
Expenditure as percentage of GDP	5.5	%
% of footprint generated domestically	83.6	%
Health sector footprint equivalence to coal power plant emissions ¹	6	coal-fired power plants in one year
Health sector footprint equivalence to tanker trucks' worth of gasoline ¹	291,238	tanker trucks' worth of gasoline
Health sector footprint equivalence to passenger vehicles driven for one year ¹	4,670,913	passenger vehicles driven for one year

Appendix C - National Snapshots

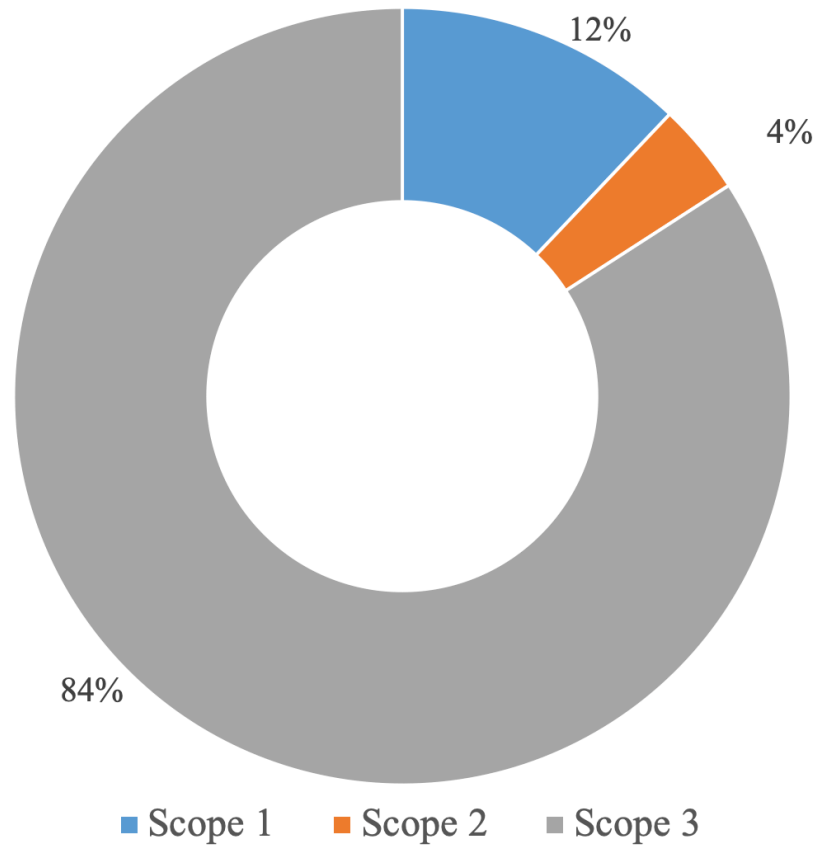
Netherlands



Netherlands health care	Value	Unit
Climate footprint	13	MtCO ₂ e
Emissions per capita	0.79	tCO ₂ e/capita
Emissions as % of national footprint	5.9	%
Expenditure per capita	5676	USD
Expenditure as percentage of GDP	10.9	%
% of footprint generated domestically	33.3	%
Health sector footprint equivalence to coal power plant emissions ¹	3	coal-fired power plants in one year
Health sector footprint equivalence to tanker trucks' worth of gasoline ¹	172,095	tanker trucks' worth of gasoline
Health sector footprint equivalence to passenger vehicles driven for one year ¹	2,760,085	passenger vehicles driven for one year

Appendix C - National Snapshots

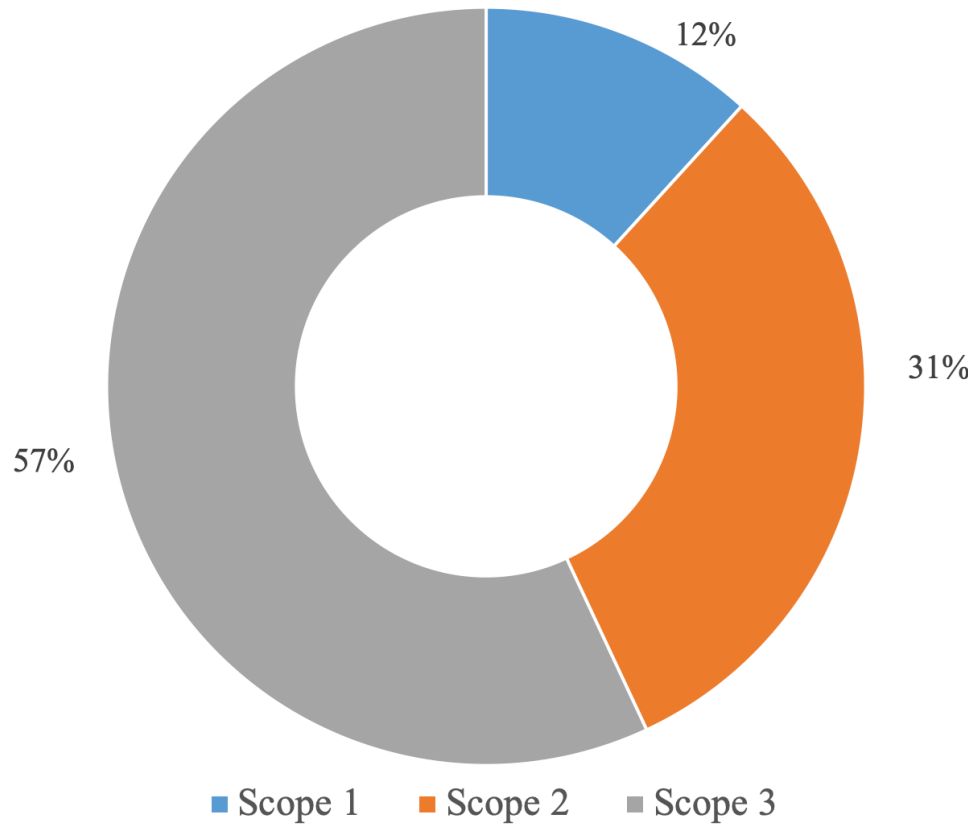
Norway



Norway health care	Value	Unit
Climate footprint	3.1	MtCO ₂ e
Emissions per capita	0.64	tCO ₂ e/capita
Emissions as % of national footprint	5	%
Expenditure per capita	4733	USD
Expenditure as percentage of GDP	9.5	%
% of footprint generated domestically	48.4	%
Health sector footprint equivalence to coal power plant emissions ¹	less than 1	coal-fired power plants in one year
Health sector footprint equivalence to tanker trucks' worth of gasoline ¹	41,038	tanker trucks' worth of gasoline
Health sector footprint equivalence to passenger vehicles driven for one year ¹	658,174	passenger vehicles driven for one year

Appendix C - National Snapshots

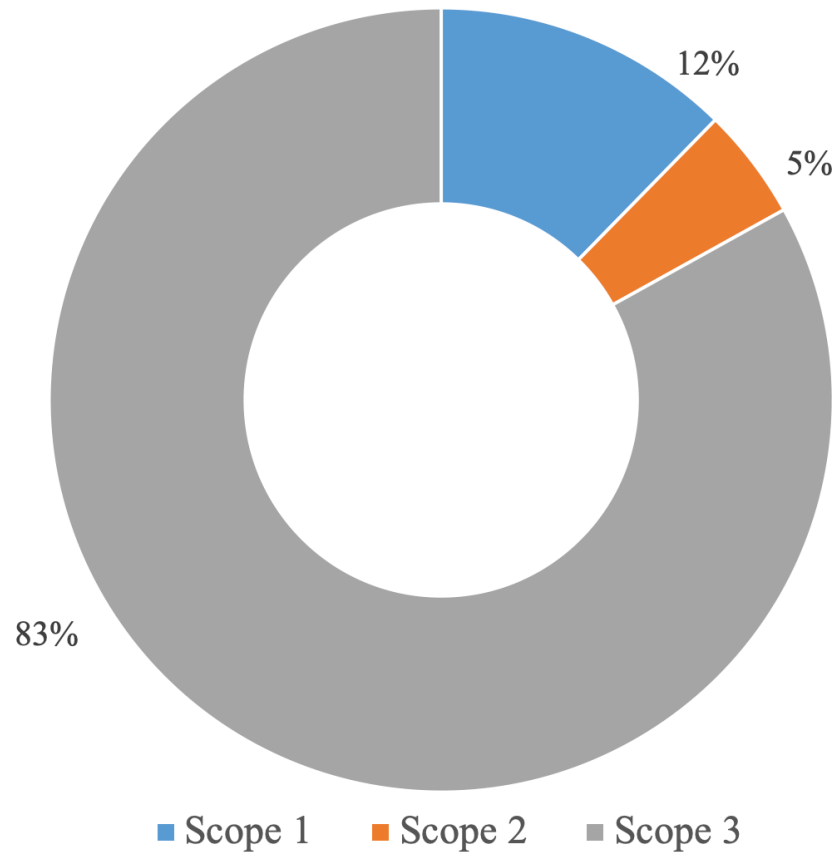
Poland



Poland health care	Value	Unit
Climate footprint	13	MtCO ₂ e
Emissions per capita	0.34	tCO ₂ e/capita
Emissions as % of national footprint	3.7	%
Expenditure per capita	896	USD
Expenditure as percentage of GDP	6.2	%
% of footprint generated domestically	75.9	%
Health sector footprint equivalence to coal power plant emissions ¹	3	coal-fired power plants in one year
Health sector footprint equivalence to tanker trucks' worth of gasoline ¹	172,095	tanker trucks' worth of gasoline
Health sector footprint equivalence to passenger vehicles driven for one year ¹	2,760,085	passenger vehicles driven for one year

Appendix C - National Snapshots

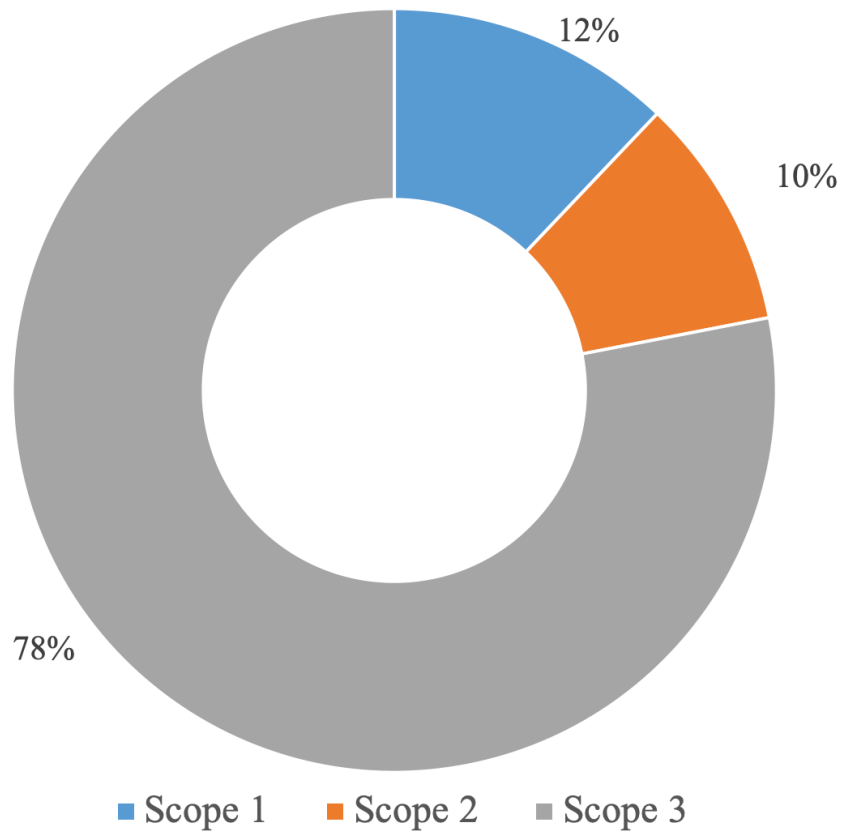
Portugal



Portugal health care	Value	Unit
Climate footprint	3.6	MtCO ₂ e
Emissions per capita	0.35	tCO ₂ e/capita
Emissions as % of national footprint	4.8	%
Expenditure per capita	1987	USD
Expenditure as percentage of GDP	9	%
% of footprint generated domestically	54.1	%
Health sector footprint equivalence to coal power plant emissions ¹	less than 1	coal-fired power plants in one year
Health sector footprint equivalence to tanker trucks' worth of gasoline ¹	47,657	tanker trucks' worth of gasoline
Health sector footprint equivalence to passenger vehicles driven for one year ¹	764,331	passenger vehicles driven for one year

Appendix C - National Snapshots

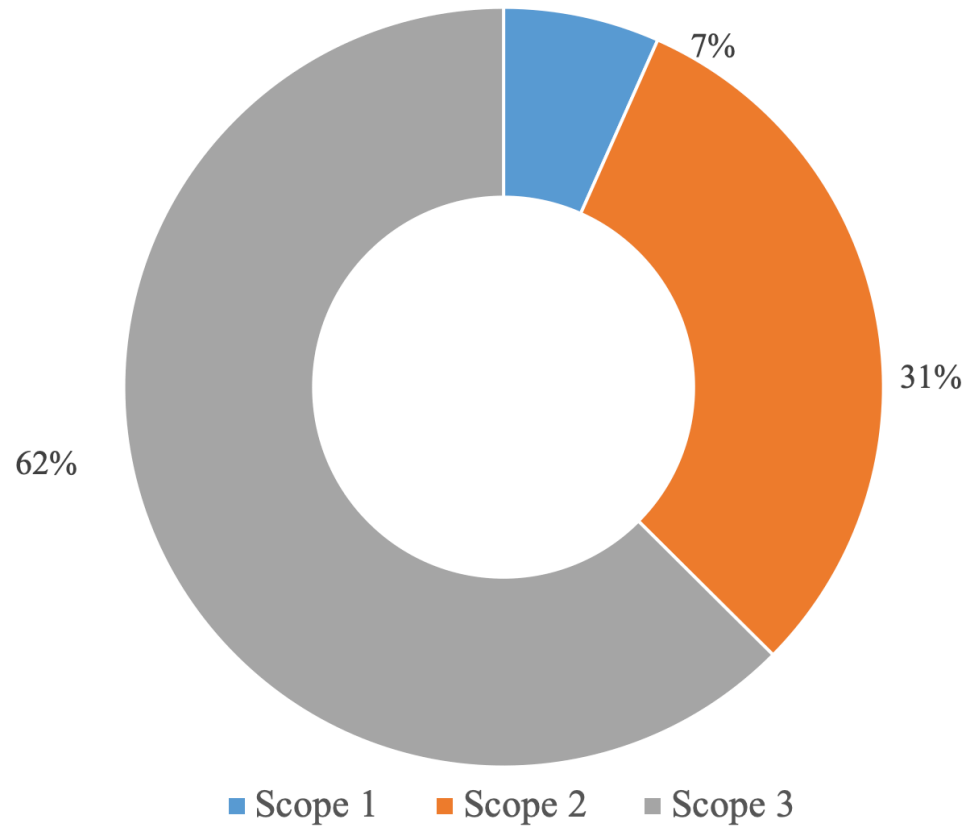
Romania



Romania health care	Value	Unit
Climate footprint	3.1	MtCO ₂ e
Emissions per capita	0.15	tCO ₂ e/capita
Emissions as % of national footprint	2.7	%
Expenditure per capita	503	USD
Expenditure as percentage of GDP	5	%
% of footprint generated domestically	63.7	%
Health sector footprint equivalence to coal power plant emissions ¹	less than 1	coal-fired power plants in one year
Health sector footprint equivalence to tanker trucks' worth of gasoline ¹	41,038	tanker trucks' worth of gasoline
Health sector footprint equivalence to passenger vehicles driven for one year ¹	658,174	passenger vehicles driven for one year

Appendix C - National Snapshots

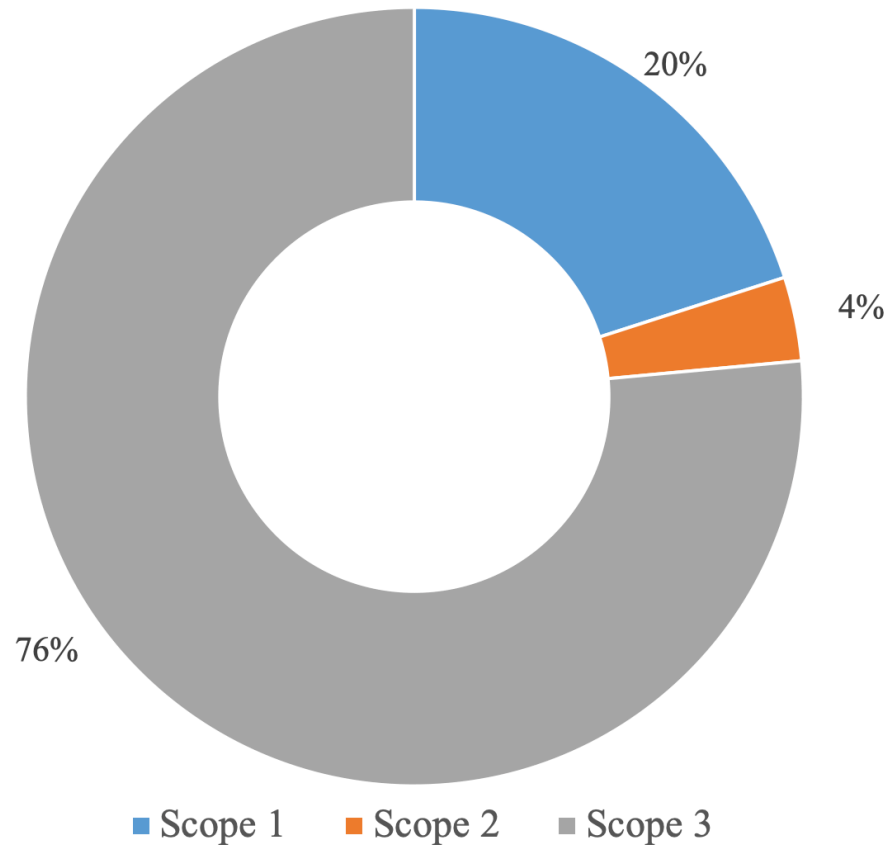
Russian Federation



Russian Federation health care	Value	Unit
Climate footprint	76	MtCO ₂ e
Emissions per capita	0.53	tCO ₂ e/capita
Emissions as % of national footprint	4	%
Expenditure per capita	742	USD
Expenditure as percentage of GDP	5.2	%
% of footprint generated domestically	92.9	%
Health sector footprint equivalence to coal power plant emissions ¹	19	coal-fired power plants in one year
Health sector footprint equivalence to tanker trucks' worth of gasoline ¹	1,006,096	tanker trucks' worth of gasoline
Health sector footprint equivalence to passenger vehicles driven for one year ¹	16,135,881	passenger vehicles driven for one year

Appendix C - National Snapshots

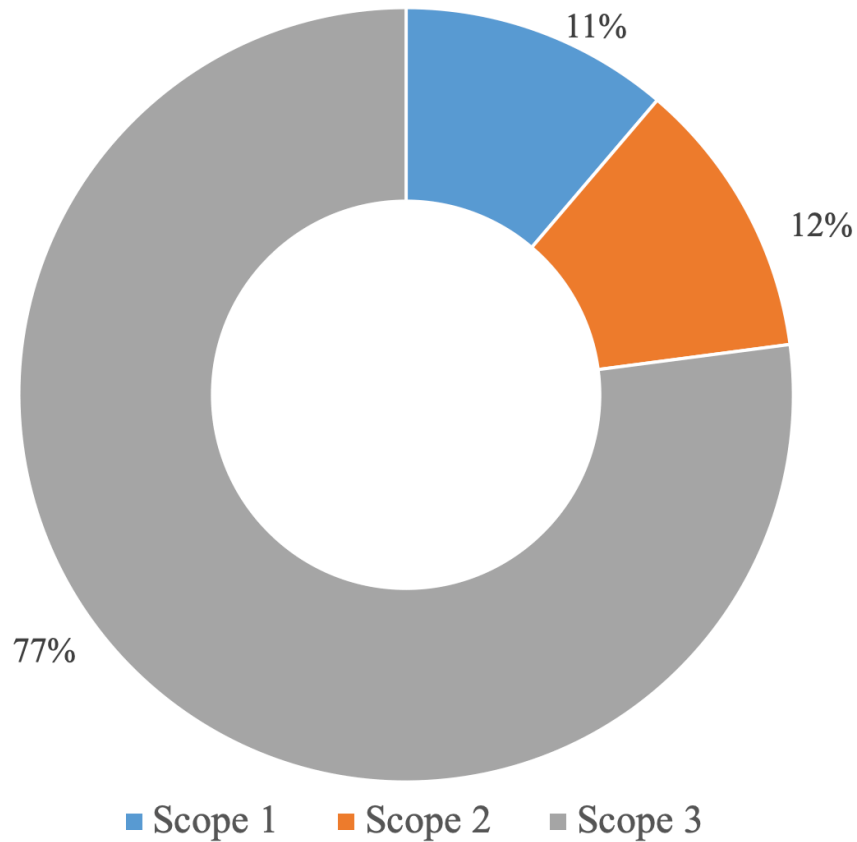
Slovak Republic



Slovak Republic health care	Value	Unit
Climate footprint	1.2	MtCO ₂ e
Emissions per capita	0.22	tCO ₂ e/capita
Emissions as % of national footprint	2.8	%
Expenditure per capita	1288	USD
Expenditure as percentage of GDP	6.9	%
% of footprint generated domestically	50.9	%
Health sector footprint equivalence to coal power plant emissions ¹	less than 1	coal-fired power plants in one year
Health sector footprint equivalence to tanker trucks' worth of gasoline ¹	15,886	tanker trucks' worth of gasoline
Health sector footprint equivalence to passenger vehicles driven for one year ¹	254,777	passenger vehicles driven for one year

Appendix C - National Snapshots

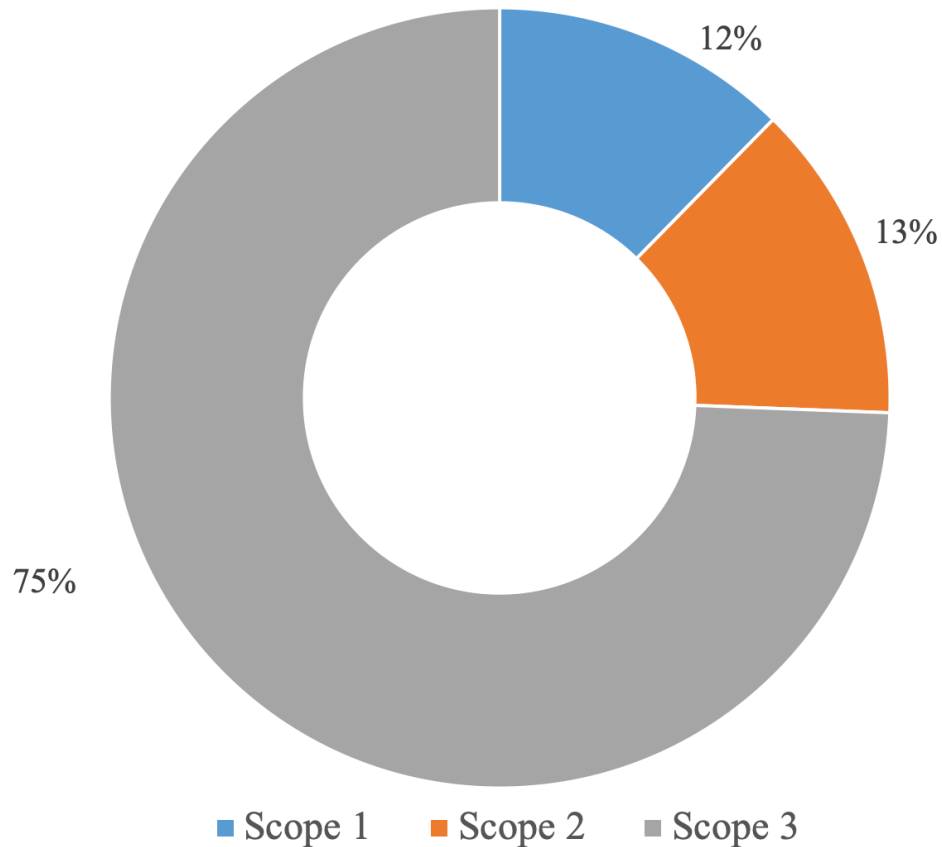
Slovenia



Slovenia health care	Value	Unit
Climate footprint	0.93	MtCO ₂ e
Emissions per capita	0.45	tCO ₂ e/capita
Emissions as % of national footprint	4.6	%
Expenditure per capita	2060	USD
Expenditure as percentage of GDP	8.5	%
% of footprint generated domestically	47	%
Health sector footprint equivalence to coal power plant emissions ¹	less than 1	coal-fired power plants in one year
Health sector footprint equivalence to tanker trucks' worth of gasoline ¹	12,311	tanker trucks' worth of gasoline
Health sector footprint equivalence to passenger vehicles driven for one year ¹	197,452	passenger vehicles driven for one year

Appendix C - National Snapshots

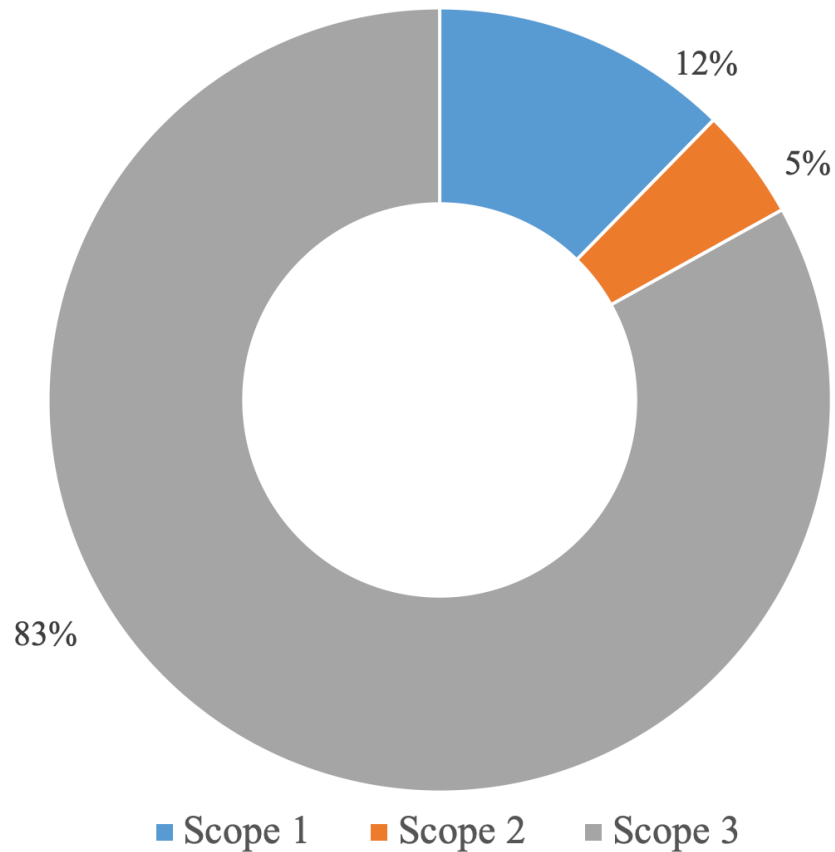
South Korea



South Korea health care	Value	Unit
Climate footprint	37	MtCO ₂ e
Emissions per capita	0.73	tCO ₂ e/capita
Emissions as % of national footprint	5.3	%
Expenditure per capita	1910	USD
Expenditure as percentage of GDP	6.8	%
% of footprint generated domestically	63.4	%
Health sector footprint equivalence to coal power plant emissions ¹	9	coal-fired power plants in one year
Health sector footprint equivalence to tanker trucks' worth of gasoline ¹	489,810	tanker trucks' worth of gasoline
Health sector footprint equivalence to passenger vehicles driven for one year ¹	7,855,626	passenger vehicles driven for one year

Appendix C - National Snapshots

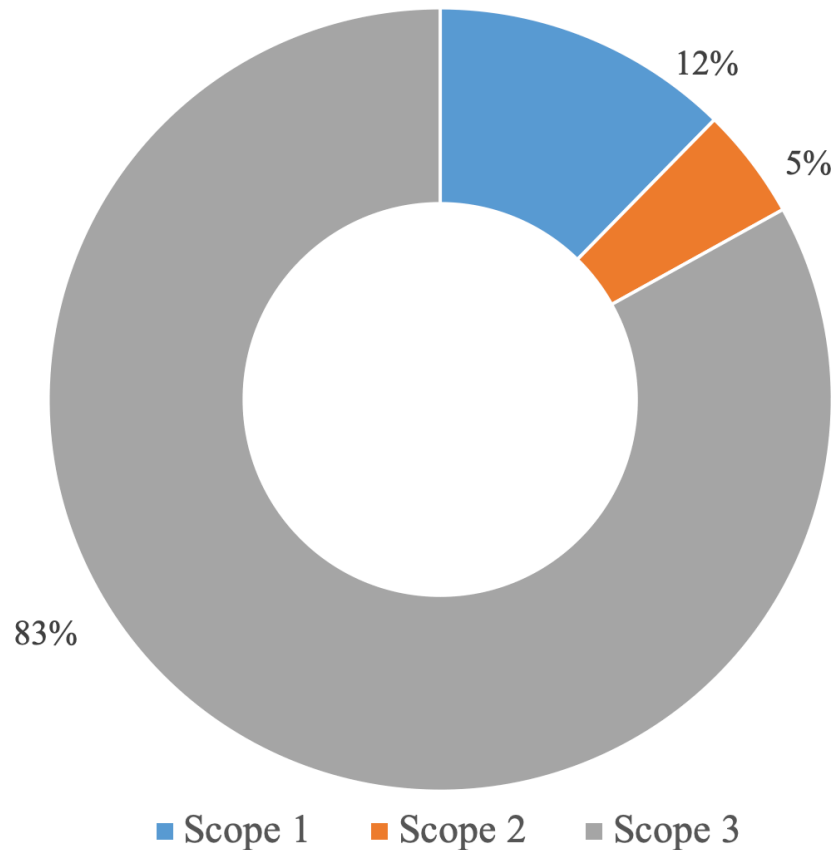
Spain



Spain health care	Value	Unit
Climate footprint	17	MtCO ₂ e
Emissions per capita	0.36	tCO ₂ e/capita
Emissions as % of national footprint	4.5	%
Expenditure per capita	2671	USD
Expenditure as percentage of GDP	9	%
% of footprint generated domestically	54.2	%
Health sector footprint equivalence to coal power plant emissions ¹	4	coal-fired power plants in one year
Health sector footprint equivalence to tanker trucks' worth of gasoline ¹	225,048	tanker trucks' worth of gasoline
Health sector footprint equivalence to passenger vehicles driven for one year ¹	3,609,342	passenger vehicles driven for one year

Appendix C - National Snapshots

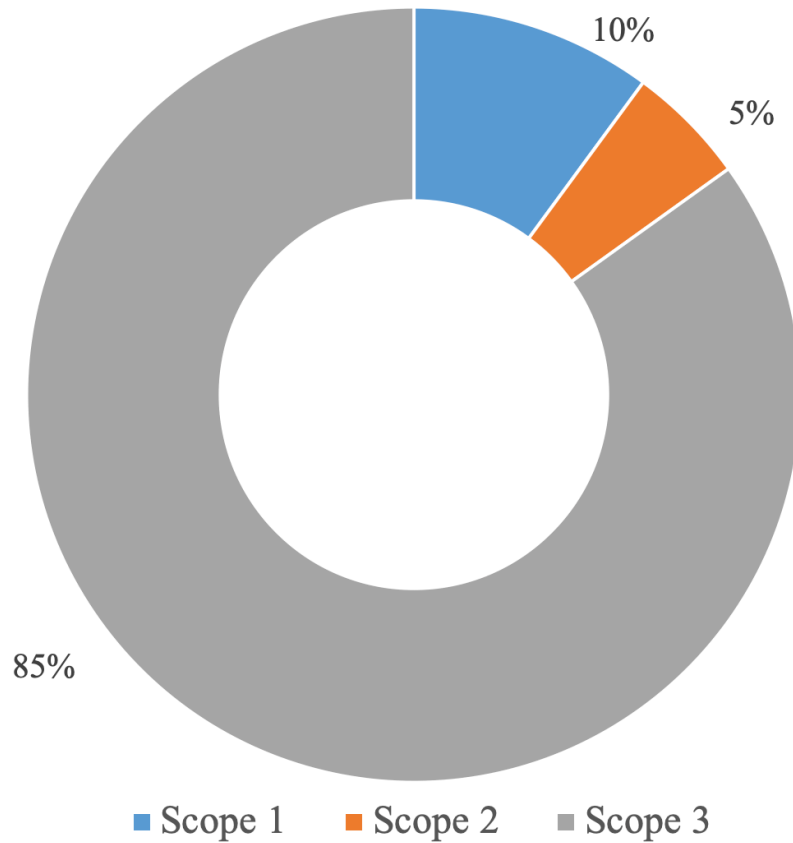
Sweden



Sweden health care	Value	Unit
Climate footprint	4	MtCO ₂ e
Emissions per capita	0.46	tCO ₂ e/capita
Emissions as % of national footprint	4.4	%
Expenditure per capita	6628	USD
Expenditure as percentage of GDP	11.1	%
% of footprint generated domestically	35.7	%
Health sector footprint equivalence to coal power plant emissions ¹	1	coal-fired power plants in one year
Health sector footprint equivalence to tanker trucks' worth of gasoline ¹	52,952	tanker trucks' worth of gasoline
Health sector footprint equivalence to passenger vehicles driven for one year ¹	849,257	passenger vehicles driven for one year

Appendix C - National Snapshots

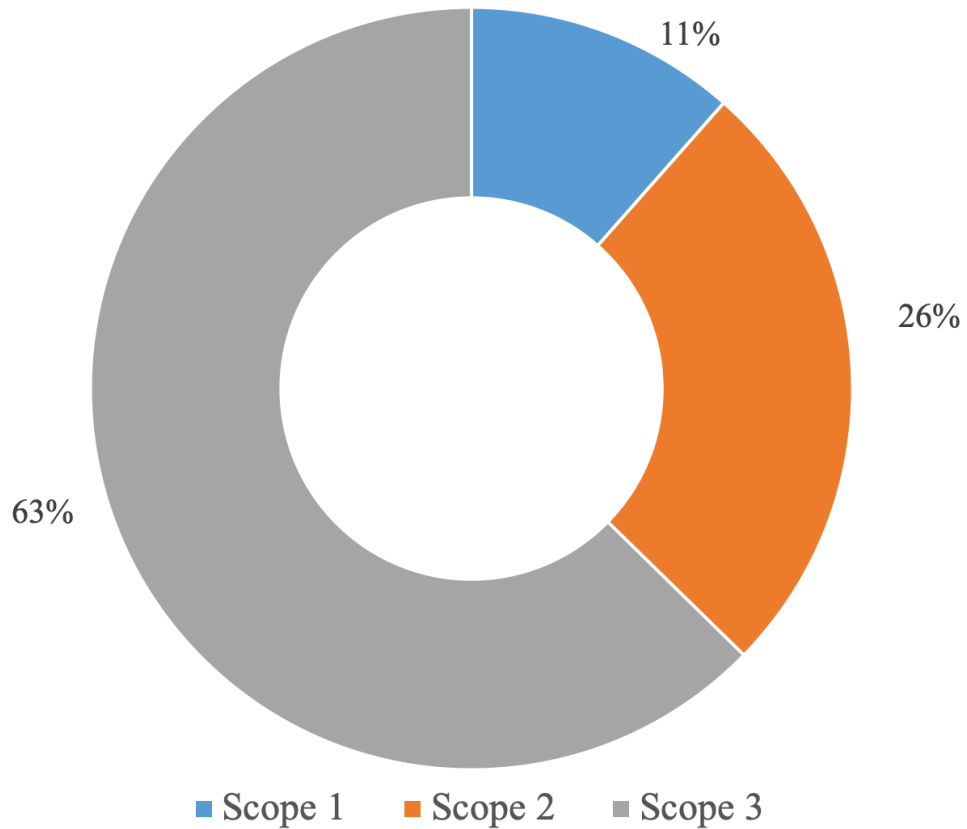
Switzerland



Switzerland health care	Value	Unit
Climate footprint	8	MtCO ₂ e
Emissions per capita	1.02	tCO ₂ e/capita
Emissions as % of national footprint	6.7	%
Expenditure per capita	10015	USD
Expenditure as percentage of GDP	11.5	%
% of footprint generated domestically	21.2	%
Health sector footprint equivalence to coal power plant emissions ¹	2	coal-fired power plants in one year
Health sector footprint equivalence to tanker trucks' worth of gasoline ¹	105,905	tanker trucks' worth of gasoline
Health sector footprint equivalence to passenger vehicles driven for one year ¹	1,698,514	passenger vehicles driven for one year

Appendix C - National Snapshots

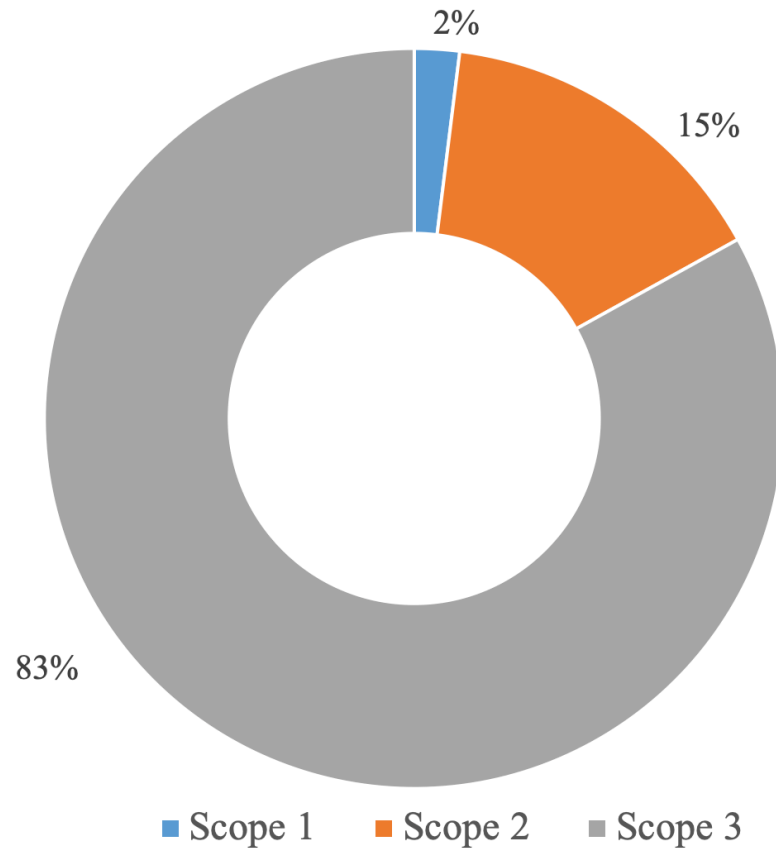
Taiwan



Taiwan health care	Value	Unit
Climate footprint	12	MtCO ₂ e
Emissions per capita	0.52	tCO ₂ e/capita
Emissions as % of national footprint	4.6	%
Expenditure per capita	1407	USD
Expenditure as percentage of GDP	6.2	%
% of footprint generated domestically	67.7	%
Health sector footprint equivalence to coal power plant emissions ¹	3	coal-fired power plants in one year
Health sector footprint equivalence to tanker trucks' worth of gasoline ¹	158,857	tanker trucks' worth of gasoline
Health sector footprint equivalence to passenger vehicles driven for one year ¹	2,547,771	passenger vehicles driven for one year

Appendix C - National Snapshots

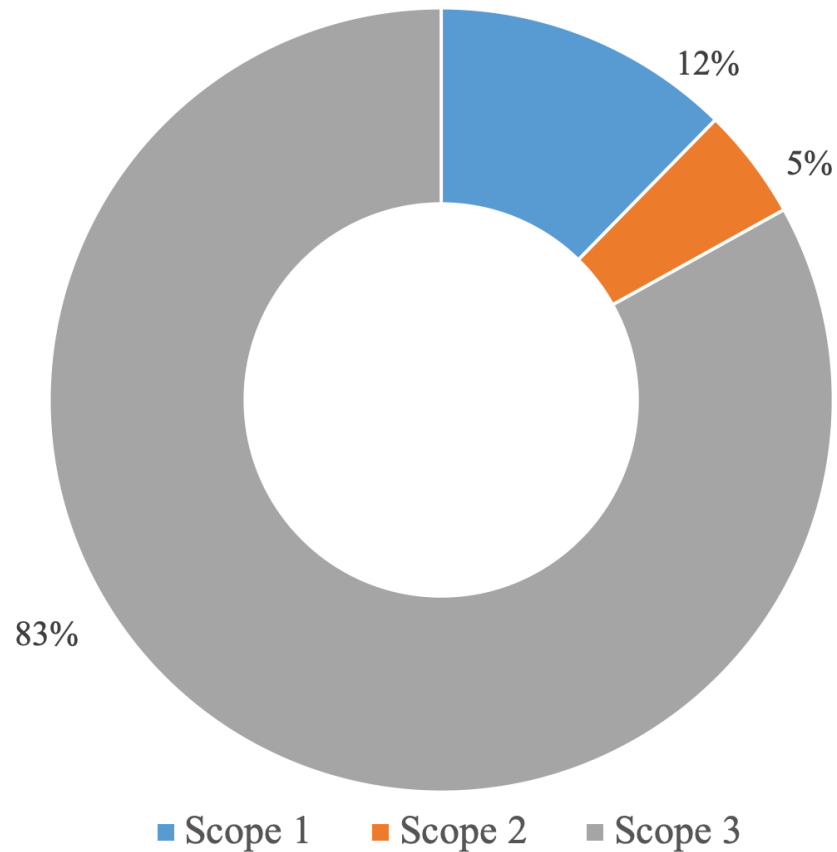
Turkey



Turkey health care	Value	Unit
Climate footprint	15	MtCO ₂ e
Emissions per capita	0.19	tCO ₂ e/capita
Emissions as % of national footprint	3.2	%
Expenditure per capita	527	USD
Expenditure as percentage of GDP	4.3	%
% of footprint generated domestically	63.5	%
Health sector footprint equivalence to coal power plant emissions ¹	4	coal-fired power plants in one year
Health sector footprint equivalence to tanker trucks' worth of gasoline ¹	198,572	tanker trucks' worth of gasoline
Health sector footprint equivalence to passenger vehicles driven for one year ¹	3,184,713	passenger vehicles driven for one year

Appendix C - National Snapshots

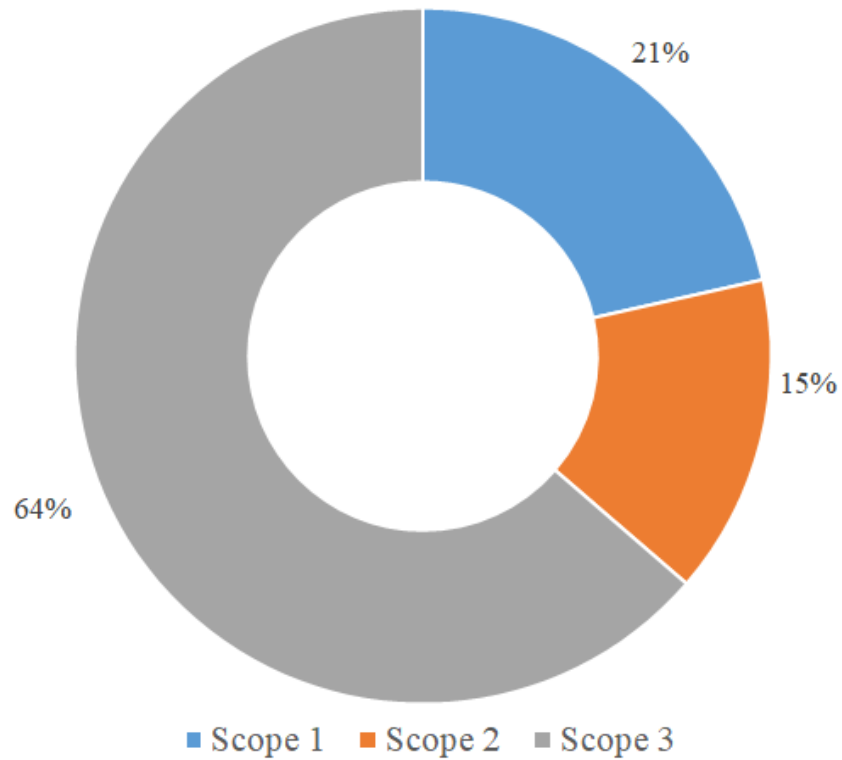
United Kingdom



United Kingdom health care	Value	Unit
Climate footprint	42	MtCO ₂ e
Emissions per capita	0.66	tCO ₂ e/capita
Emissions as % of national footprint	5.4	%
Expenditure per capita	4568	USD
Expenditure as percentage of GDP	9.7	%
% of footprint generated domestically	44.7	%
Health sector footprint equivalence to coal power plant emissions ¹	11	coal-fired power plants in one year
Health sector footprint equivalence to tanker trucks' worth of gasoline ¹	556,001	tanker trucks' worth of gasoline
Health sector footprint equivalence to passenger vehicles driven for one year ¹	8,917,197	passenger vehicles driven for one year

Appendix C - National Snapshots

United States



United States health care	Value	Unit
Climate footprint	547	MtCO ₂ e
Emissions per capita	1.72	tCO ₂ e/capita
Emissions as % of national footprint	7.6	%
Expenditure per capita	9053	USD
Expenditure as percentage of GDP	16.5	%
% of footprint generated domestically	78.2	%
Health sector footprint equivalence to coal power plant emissions ¹	140	coal-fired power plants in one year
Health sector footprint equivalence to tanker trucks' worth of gasoline ¹	7,228,007	tanker trucks' worth of gasoline
Health sector footprint equivalence to passenger vehicles driven for one year ¹	115,923,567	passenger vehicles driven for one year

Appendix C - National Snapshots

References

¹ United States Environmental Protection Agency Greenhouse Gas Equivalencies Calculator
URL: <https://www.epa.gov/energy/greenhouse-gas-equivalencies-calculator>